

**PROLOGY MDD-725**  
**VIDEOVOX**  
**PAV-1525**

**Saturn High-Tech, Inc.**



SKYLINE

MODEL NO:  
SD-981

DESCRIPTION:  
MainBoard

SHEET NUMBER:  
3 OF 18

SCH REVISION:  
V05

PCB REVISION:  
V05

CODE NO:  
D-2981-0001-05-00

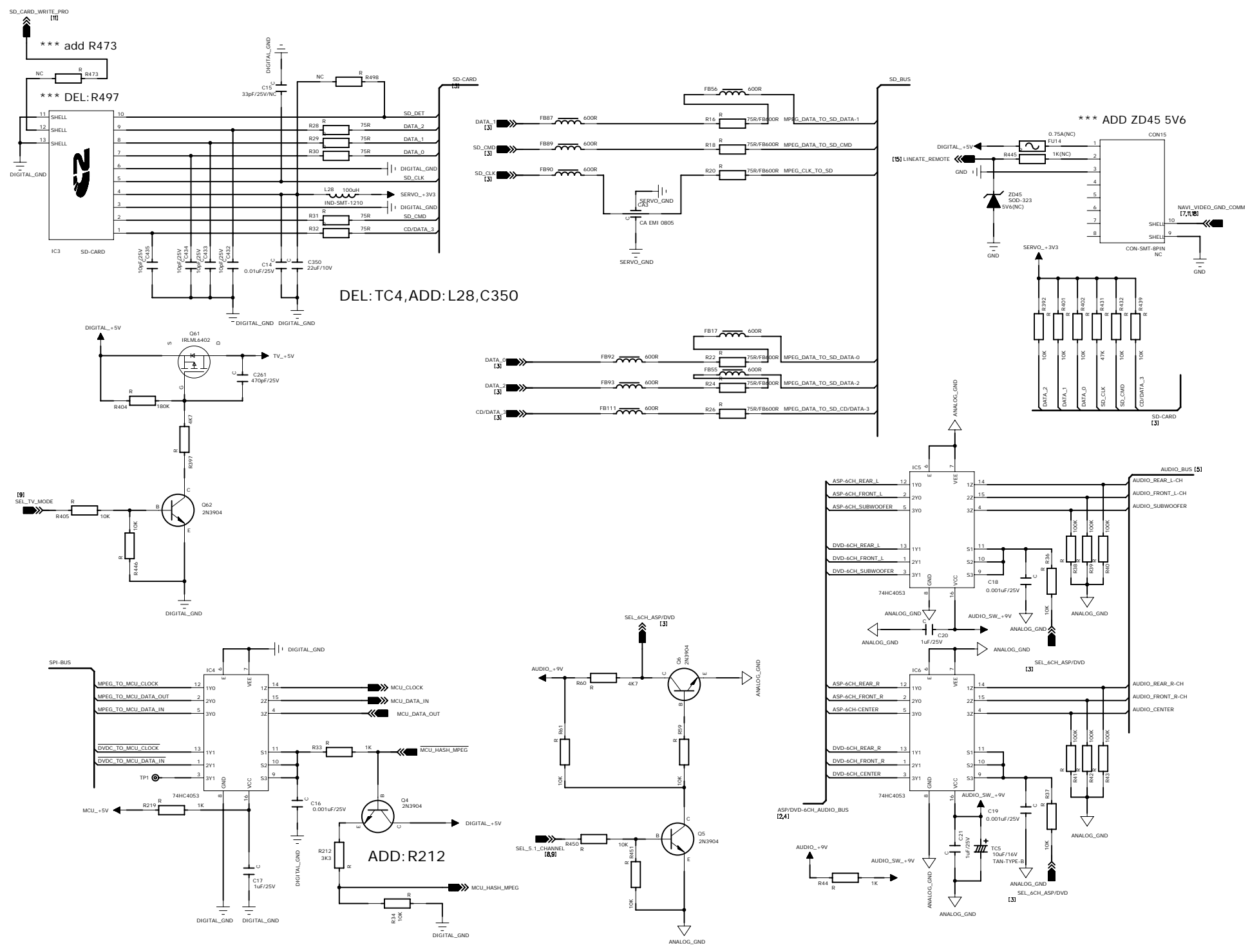
Designed

Checked 1

Checked 2

Approved

DATED: 2006-06-12



MODEL NO:

SD-981

DESCRIPTION:

MainBoard

SHEET NUMBER:

4 OF 18

SCH REVISION:

V05

PCB REVISION:

V05

CODE NO:

D-2981-0001-05-00

Designed

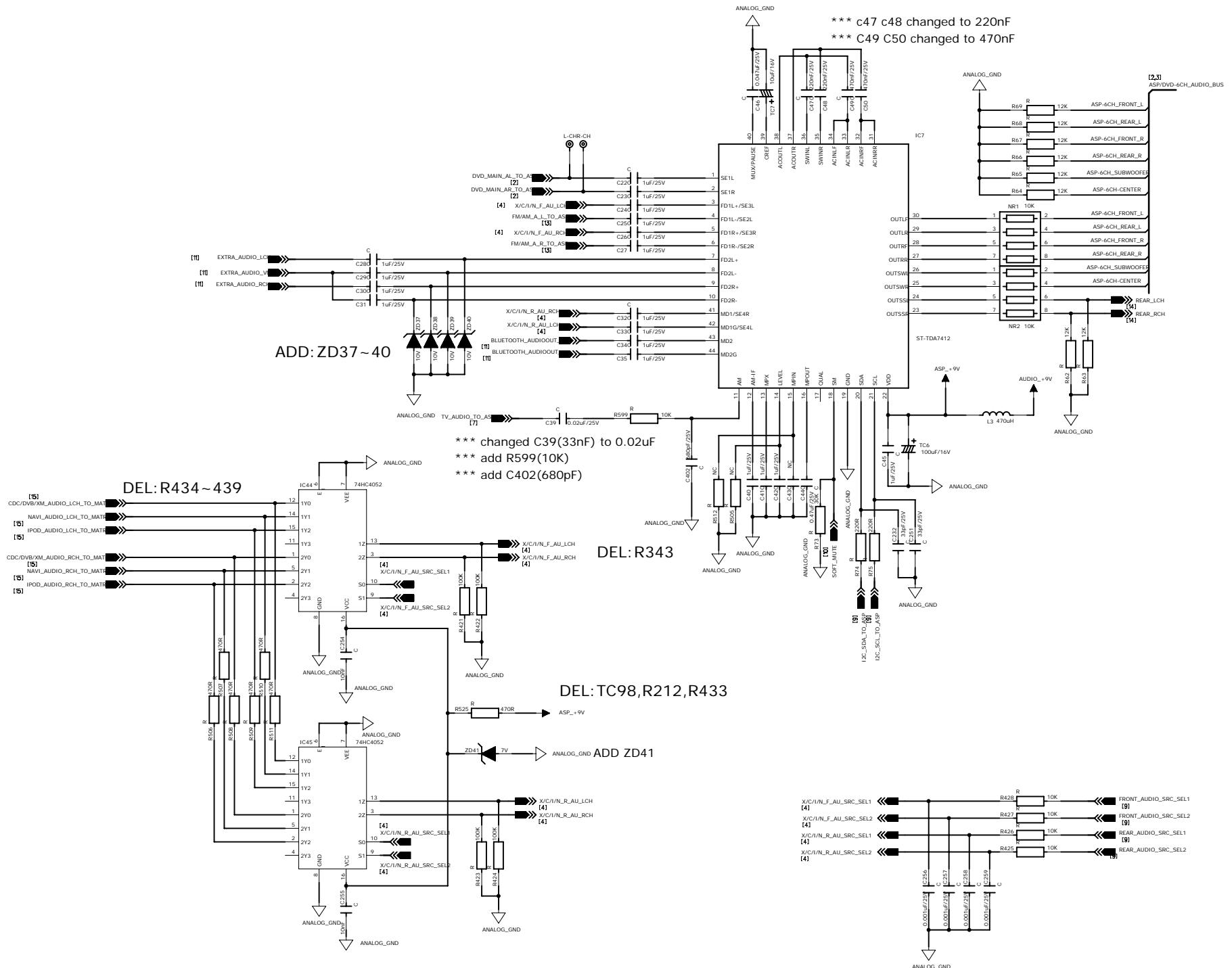
Checked 1

Checked 2

Approved

DATED: 2006-06-12

A  
B  
C  
D  
E  
F  
G



SKYLINE

MODEL NO:  
SD-981

DESCRIPTION:  
MainBoard

SHEET NUMBER:  
5 OF 18

SCH REVISION:  
V05

PCB REVISION:  
V05

CODE NO:  
D-2981-0001-05-00

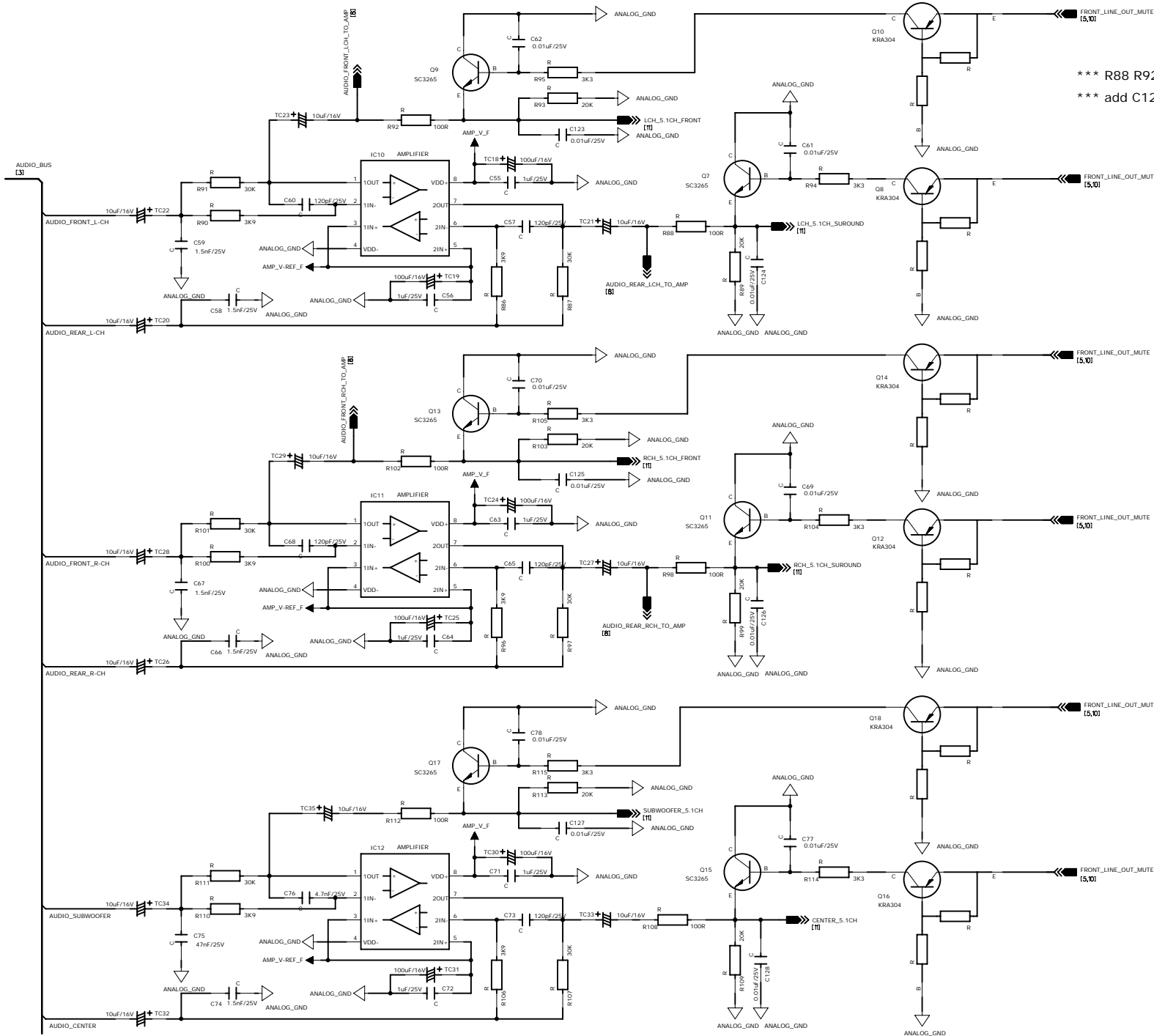
Designed

Checked 1

Checked 2

Approved

DATED: 2006-06-12



MODEL NO:  
SD-981

DESCRIPTION:  
MainBoard

SHEET NUMBER:  
6 OF 18

SCH REVISION:  
V05

PCB REVISION:  
V05

CODE NO:  
D-2981-0001-05-00

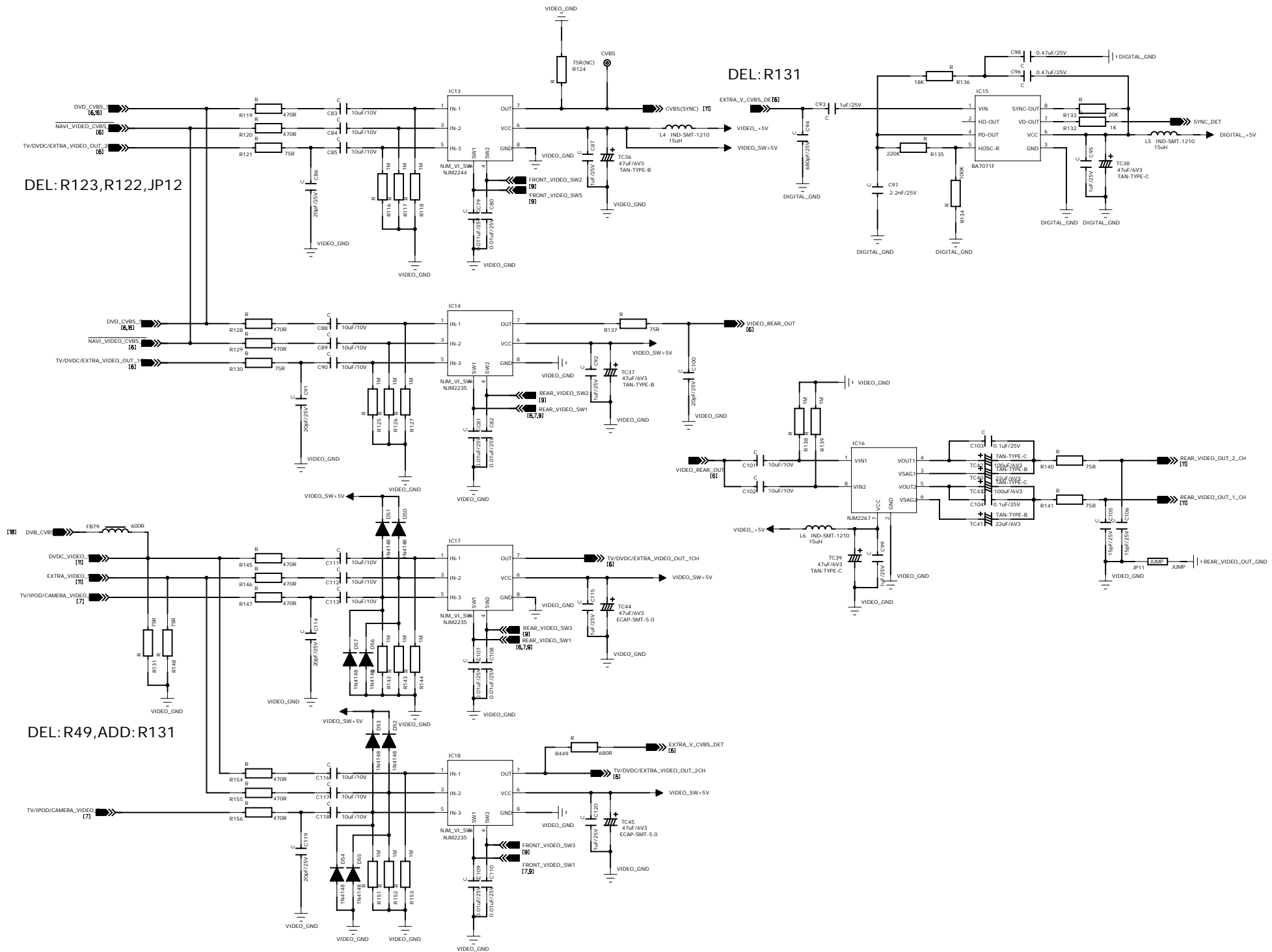
Designed

Checked 1

Checked 2

Approved

DATED: 2006-06-12





MODEL NO:  
SD-981

DESCRIPTION:  
MainBoard

SHEET NUMBER:  
8 OF 18

SCH REVISION:  
V05

PCB REVISION:  
V05

CODE NO:  
D-2981-0001-05-00

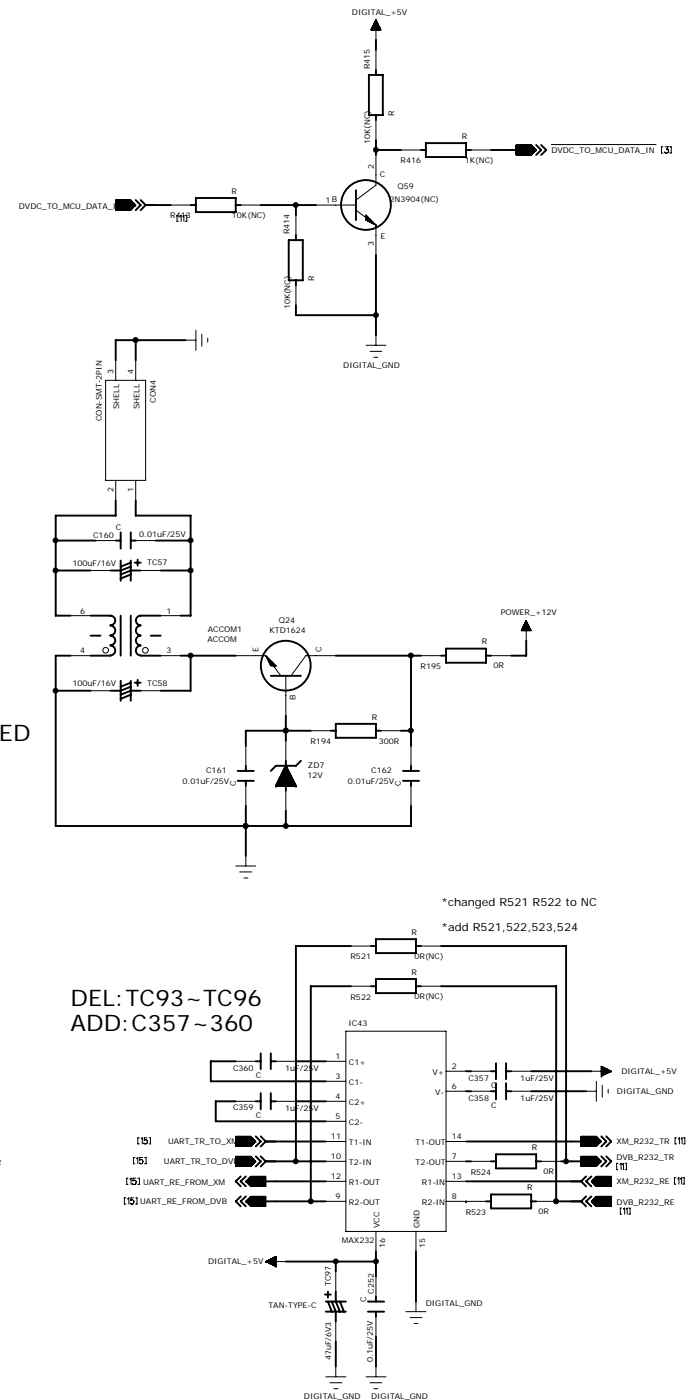
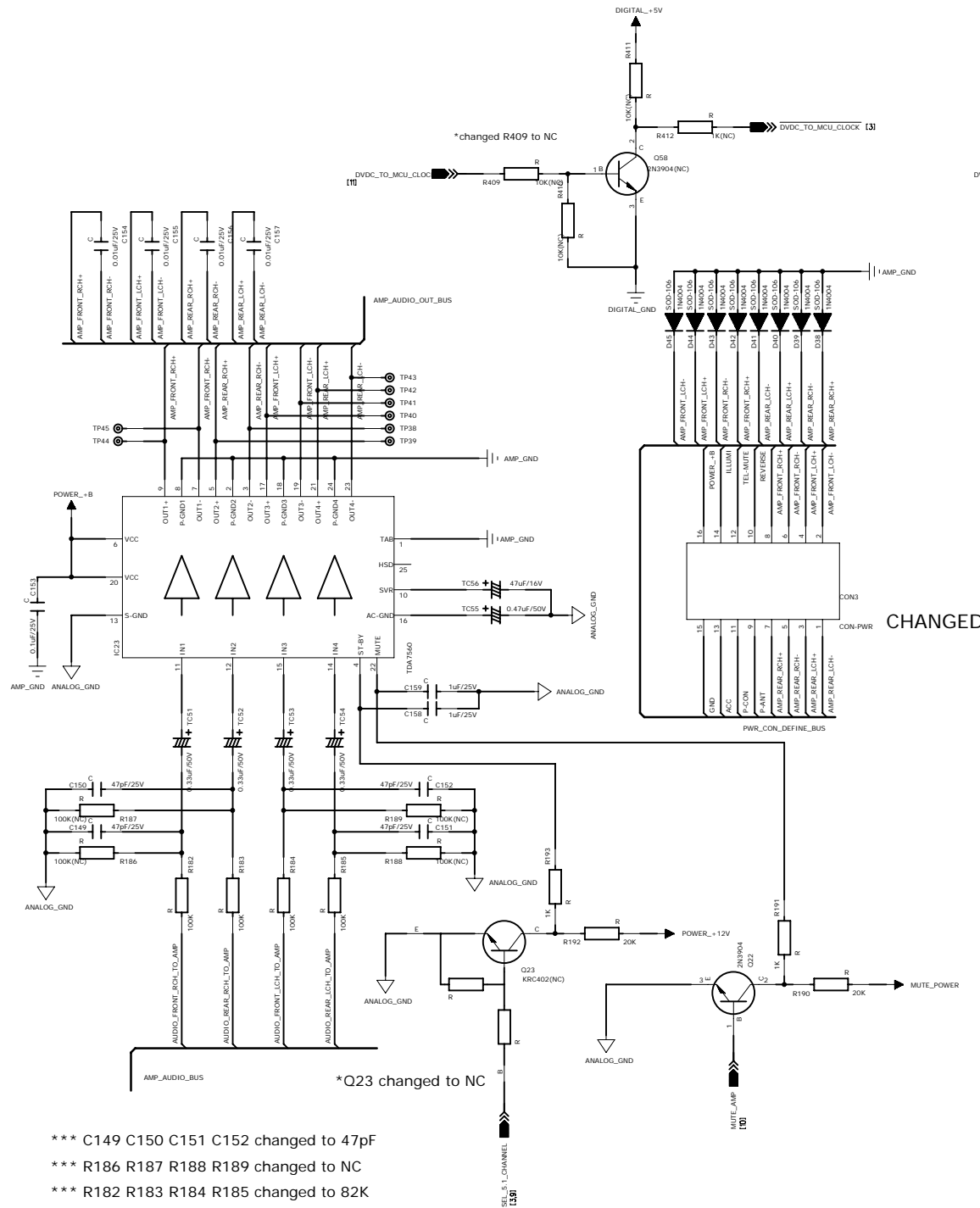
Designed

Checked 1

Checked 2

Approved

DATED: 2006-06-12





MODEL NO:  
SD-981

DESCRIPTION:  
MainBoard

SHEET NUMBER:  
9 OF 18

SCH REVISION:  
V05

PCB REVISION:  
V05

CODE NO:  
D-2981-0001-05-00

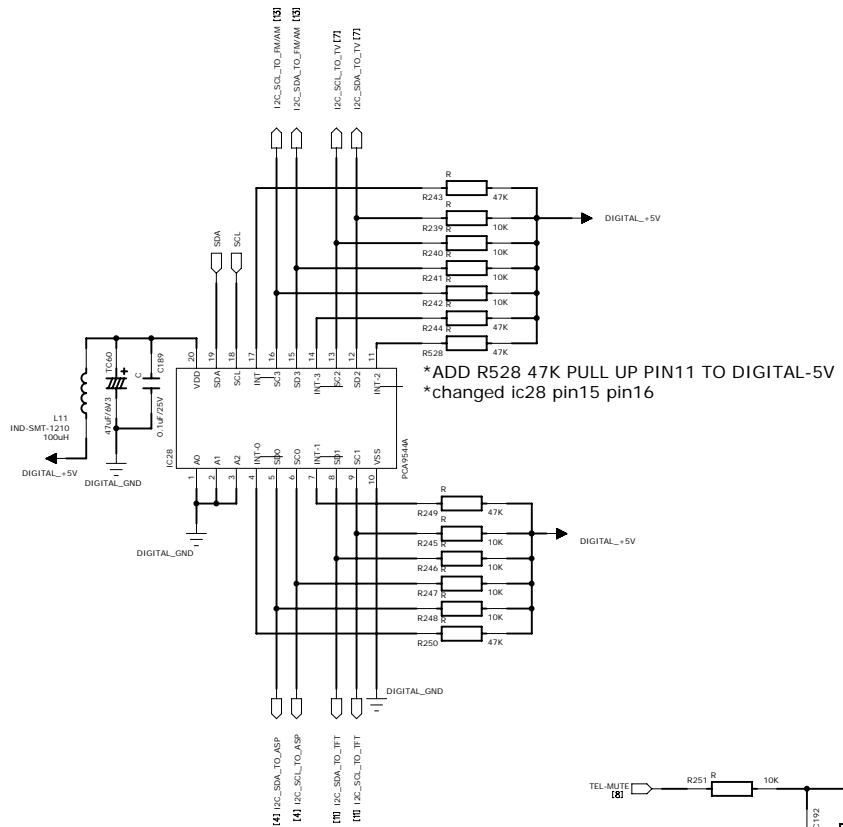
Designed

Checked 1

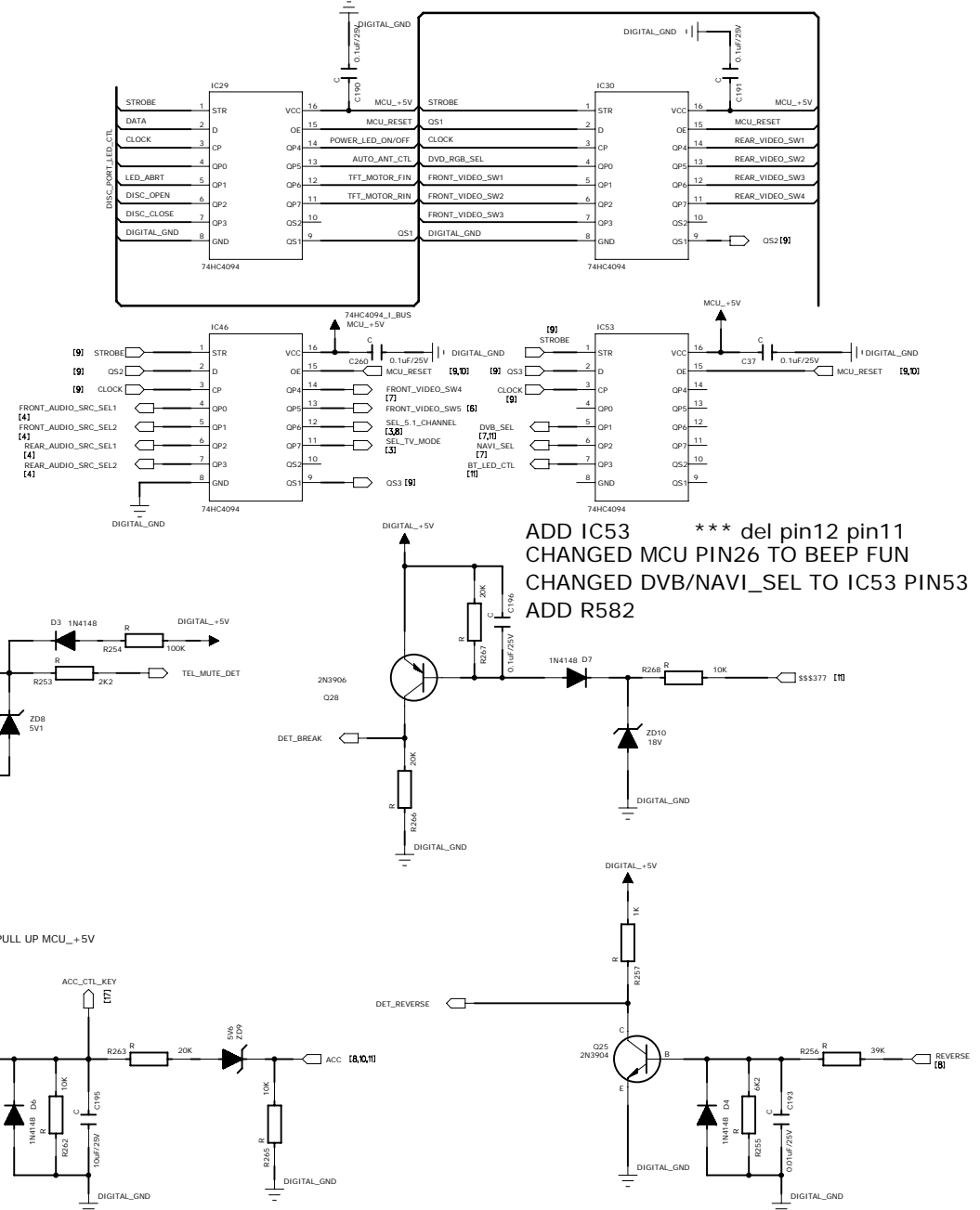
Checked 2

Approved

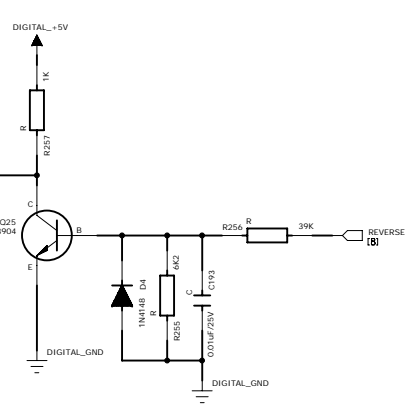
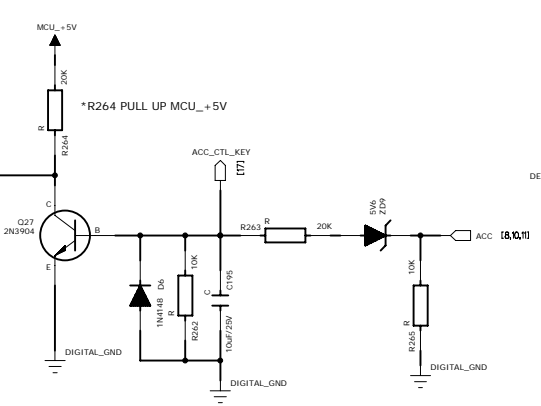
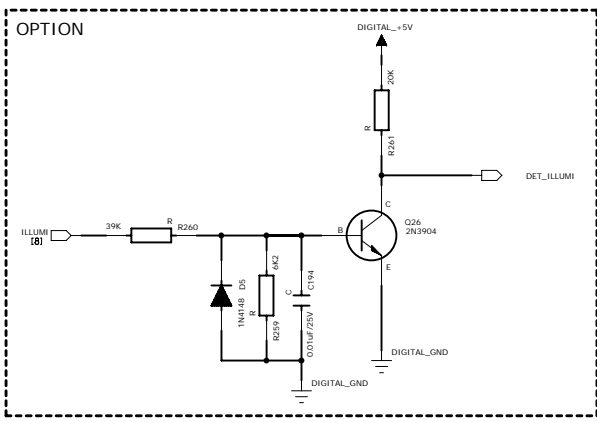
DATED: 2006-06-12



\*ADD R528 47K PULL UP PIN11 TO DIGITAL-5V  
\*changed ic28 pin15 pin16



ADD IC53  
CHANGED MCU PIN26 TO BEEP FUN  
CHANGED DVB/NAVI\_SEL TO IC53 PIN53  
ADD R582



	0	9	8	7	6	5	4	3	2	1		
<div> <div>SKYpine</div> <div>MODEL NO: SD-981</div> <div>DESCRIPTION: MainBoard</div> <div>SHEET NUMBER: 10 OF 18</div> <div>SCH REVISION: V05</div> <div>PCB REVISION: V05</div> <div>CODE NO: D-2981-0001-05-00</div> <div>Designed</div> <div>Checked 1</div> <div>Checked 2</div> <div>Approved</div> <div>DATED: 2006-06-12</div> </div>												A
	B											
	C											
	D											
	E											
F												
G												

	0	9	8	7	6	5	4	3	2	1	A	
<b>SKYpine</b>												B
	<b>MODEL NO:</b>											C
	<b>SD-981</b>											D
	<b>DESCRIPTION:</b>											E
	<b>MainBoard</b>											F
<b>SHEET NUMBER:</b>												G
<b>10 OF 18</b>												
<b>SCH REVISION:</b>												
<b>V05</b>												
<b>PCB REVISION:</b>												
<b>V05</b>												
<b>CODE NO:</b>												
<b>D-2981-0001-05-00</b>												
<b>Designed</b>												
<b>Checked 1</b>												
<b>Checked 2</b>												
<b>Approved</b>												
<b>DATED: 2006-06-12</b>												

	0	9	8	7	6	5	4	3	2	1	A	
<div style="writing-mode: vertical-rl; transform: rotate(180deg); font-weight: bold; font-size: 2em;">SKYpine</div>	MODEL NO:											B
	SD-981											C
	DESCRIPTION:											D
	MainBoard											E
	SHEET NUMBER:											F
10 OF 18											G	
SCH REVISION:												
V05												
PCB REVISION:												
V05												
CODE NO:												
D-2981-0001-05-00												
Designed												
Checked 1												
Checked 2												
Approved												
DATED: 2006-06-12												

	0	9	8	7	6	5	4	3	2	1	A	
<b>SKYpine</b>												B
	MODEL NO:	SD-981										C
	DESCRIPTION:	MainBoard										D
	SHEET NUMBER:	10 OF 18										E
	SCH REVISION:	V05										F
PCB REVISION:	V05										G	
CODE NO:	D-2981-0001-05-00											
Designed												
Checked 1												
Checked 2												
Approved												
DATED: 2006-06-12												

	0	9	8	7	6	5	4	3	2	1	A	
<div style="writing-mode: vertical-rl; transform: rotate(180deg); font-weight: bold; font-size: 2em;">SKYpine</div>	MODEL NO:											B
	SD-981											C
	DESCRIPTION:											D
	MainBoard											E
	SHEET NUMBER:											F
10 OF 18											G	
SCH REVISION:												
V05												
PCB REVISION:												
V05												
CODE NO:												
D-2981-0001-05-00												
Designed												
Checked 1												
Checked 2												
Approved												
DATED: 2006-06-12												

	0	9	8	7	6	5	4	3	2	1	A	
<b>SKYpine</b>												B
	<b>MODEL NO:</b>											C
	<b>SD-981</b>											D
	<b>DESCRIPTION:</b>											E
	<b>MainBoard</b>											F
<b>SHEET NUMBER:</b>												G
<b>10 OF 18</b>												
<b>SCH REVISION:</b>												
<b>V05</b>												
<b>PCB REVISION:</b>												
<b>V05</b>												
<b>CODE NO:</b>												
<b>D-2981-0001-05-00</b>												
<b>Designed</b>												
<b>Checked 1</b>												
<b>Checked 2</b>												
<b>Approved</b>												
<b>DATED: 2006-06-12</b>												

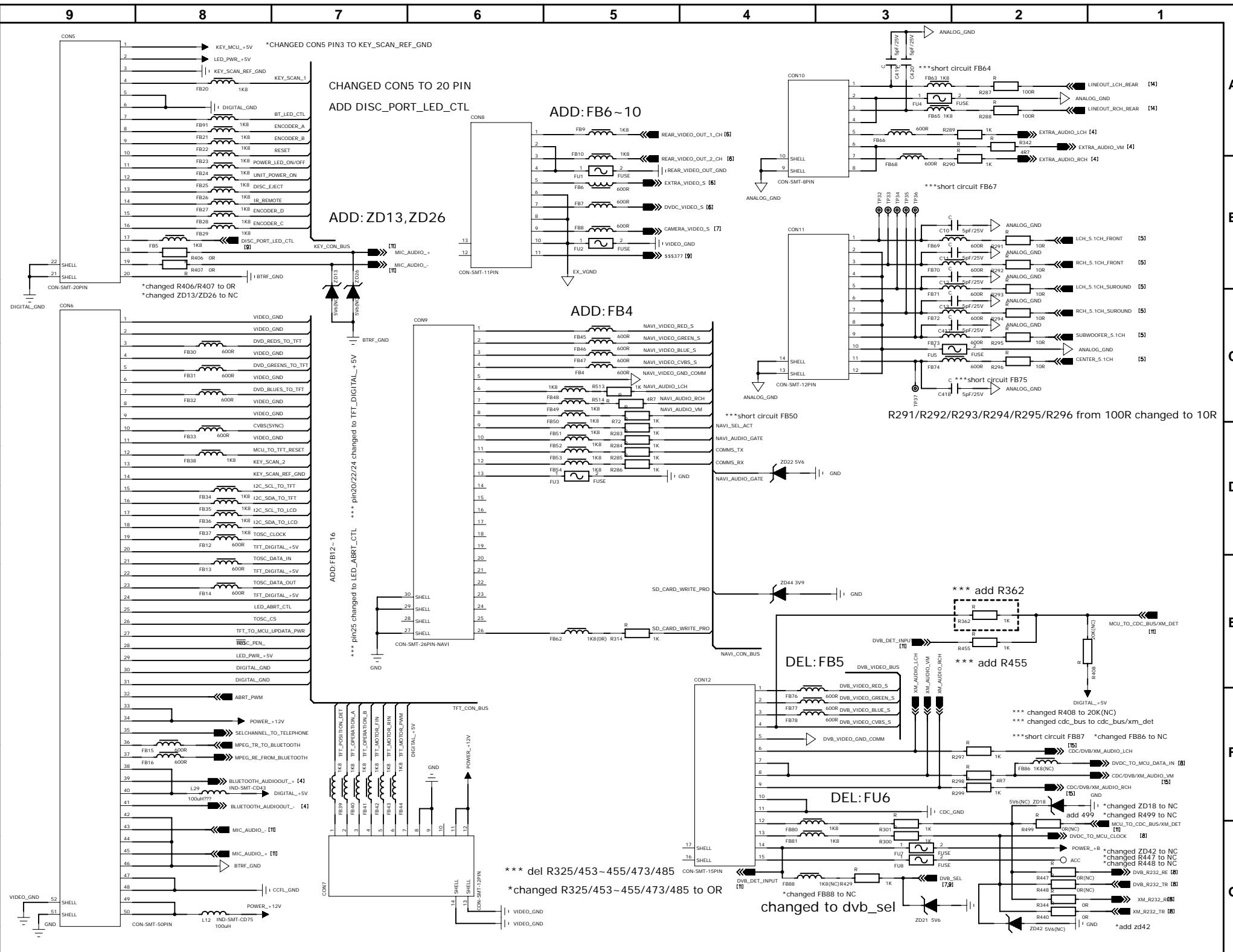
	0	9	8	7	6	5	4	3	2	1	
<div> <div>SKYpine</div> <div>MODEL NO: SD-981</div> <div>DESCRIPTION: MainBoard</div> <div>SHEET NUMBER: 10 OF 18</div> <div>SCH REVISION: V05</div> <div>PCB REVISION: V05</div> <div>CODE NO: D-2981-0001-05-00</div> <div>Designed</div> <div>Checked 1</div> <div>Checked 2</div> <div>Approved</div> <div>DATED: 2006-06-12</div> </div>											

	0	9	8	7	6	5	4	3	2	1	A	
<div style="writing-mode: vertical-rl; transform: rotate(180deg); font-weight: bold; font-size: 2em;">SKYpine</div>	MODEL NO:											B
	SD-981											C
	DESCRIPTION:											D
	MainBoard											E
	SHEET NUMBER:											F
10 OF 18											G	
SCH REVISION:												
V05												
PCB REVISION:												
V05												
CODE NO:												
D-2981-0001-05-00												
Designed												
Checked 1												
Checked 2												
Approved												
DATED: 2006-06-12												

	0	9	8	7	6	5	4	3	2	1	A	
<div style="writing-mode: vertical-rl; transform: rotate(180deg); font-weight: bold; font-size: 2em;">SKYpine</div>	MODEL NO:											B
	SD-981											C
	DESCRIPTION:											D
	MainBoard											E
	SHEET NUMBER:											F
10 OF 18											G	
SCH REVISION:												
V05												
PCB REVISION:												
V05												
CODE NO:												
D-2981-0001-05-00												
Designed												
Checked 1												
Checked 2												
Approved												
DATED: 2006-06-12												

	0	9	8	7	6	5	4	3	2	1	A	
<div style="writing-mode: vertical-rl; transform: rotate(180deg); font-weight: bold; font-size: 2em;">SKYpine</div>	MODEL NO:											B
	SD-981											C
	DESCRIPTION:											D
	MainBoard											E
	SHEET NUMBER:											F
10 OF 18											G	
SCH REVISION:												
V05												
PCB REVISION:												
V05												
CODE NO:												
D-2981-0001-05-00												
Designed												
Checked 1												
Checked 2												
Approved												
DATED: 2006-06-12												

	0	9	8	7	6	5	4	3	2	1		
<div> <div>SKYpine</div> <div>MODEL NO: SD-981</div> <div>DESCRIPTION: MainBoard</div> <div>SHEET NUMBER: 10 OF 18</div> <div>SCH REVISION: V05</div> <div>PCB REVISION: V05</div> <div>CODE NO: D-2981-0001-05-00</div> <div>Designed</div> <div>Checked 1</div> <div>Checked 2</div> <div>Approved</div> <div>DATED: 2006-06-12</div> </div>												A
	B											
	C											
	D											
	E											
F												
G												



MODEL NO:

SD-981

DESCRIPTION:

MainBoard

SHEET NUMBER:

12 OF 18

SCH REVISION:

V05

PCB REVISION:

V05

CODE NO:

D-2981-0001-05-00

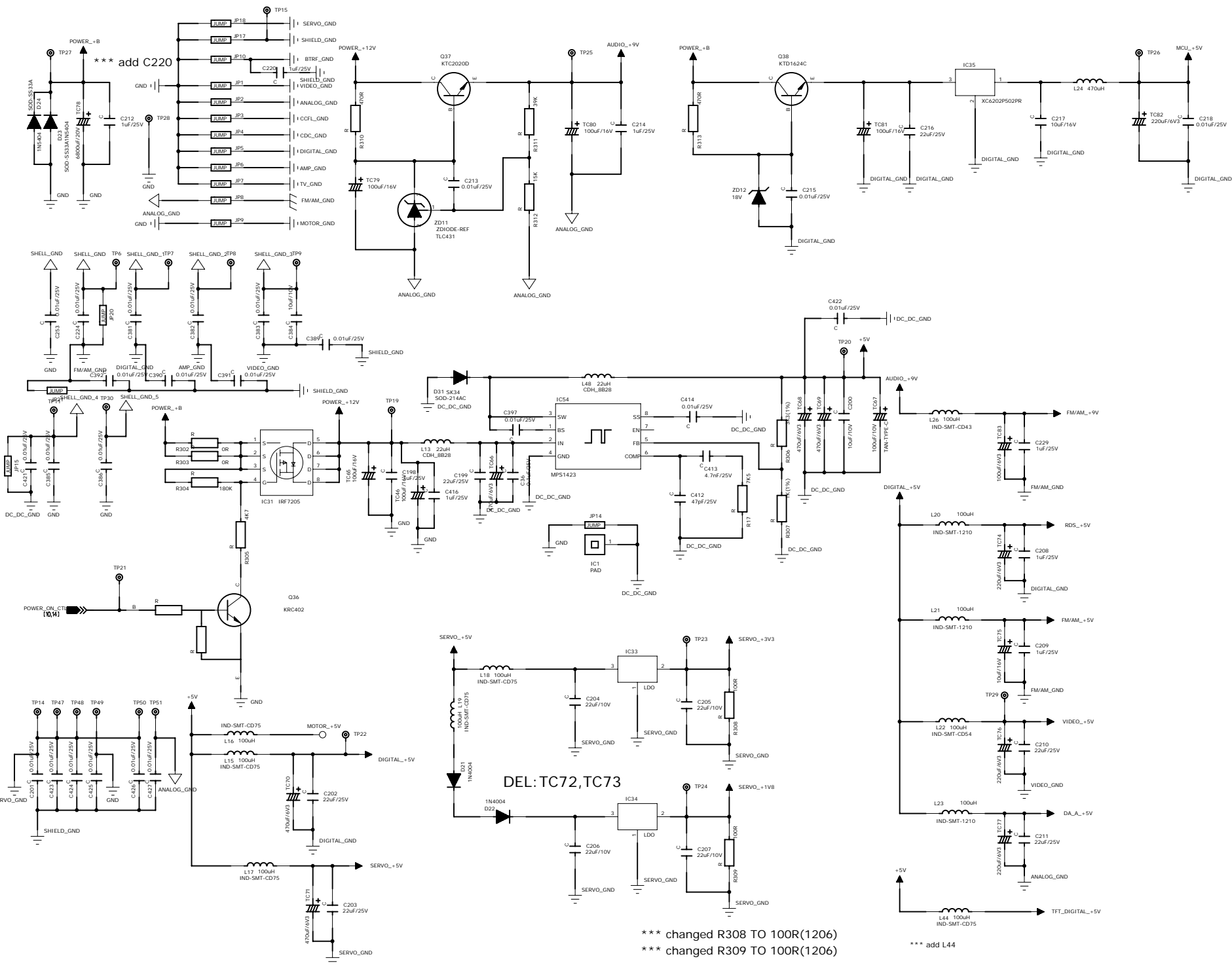
Designed

Checked 1

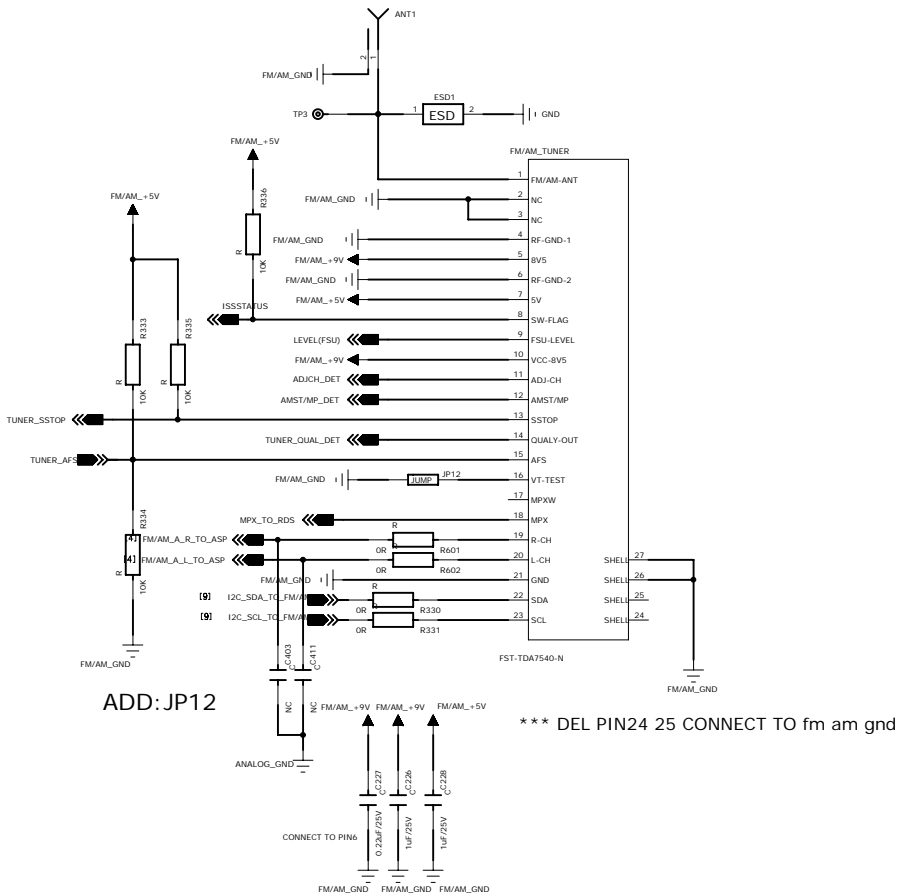
Checked 2

Approved

DATED: 2006-06-12



0	9	8	7	6	5	4	3	2	1	
<div> <div>skypine</div> </div>										A
										B
<div> <div>MODEL NO:</div> <div>SD-981</div> </div>										C
<div> <div>DESCRIPTION:</div> <div>MainBoard</div> </div>										C
<div> <div>SHEET NUMBER:</div> <div>13 OF 18</div> </div>										D
<div> <div>SCH REVISION:</div> <div>V05</div> </div>										D
<div> <div>PCB REVISION:</div> <div>V05</div> </div>										D
<div> <div>CODE NO:</div> <div>D-2981-0001-05-00</div> </div>										E
<div> <div>Designed</div> </div>										E
<div> <div>Checked 1</div> </div>										F
<div> <div>Checked 2</div> </div>										F
<div> <div>Approved</div> </div>										G
<div> <div>DATED: 2006-06-12</div> </div>										G



0	9	8	7	6	5	4	3	2	1
<div>SKYLINE</div>									
	<b>MODEL NO:</b> SD-981								
	<b>DESCRIPTION:</b> MainBoard								
	<b>SHEET NUMBER:</b> 14 OF 18								
	<b>SCH REVISION:</b> V05								
	<b>PCB REVISION:</b> V05								
<b>CODE NO:</b> D-2981-0001-05-00									
<b>Designed</b>									
<b>Checked 1</b>									
<b>Checked 2</b>									
<b>Approved</b>									
<b>DATED:</b> 2006-06-12									

0	9	8	7	6	5	4	3	2	1
<div> <div>skypine</div> <div>MODEL NO: SD-981</div> <div>DESCRIPTION: MainBoard</div> <div>SHEET NUMBER: 14 OF 18</div> <div>SCH REVISION: V05</div> <div>PCB REVISION: V05</div> <div>CODE NO: D-2981-0001-05-00</div> <div>Designed</div> <div>Checked 1</div> <div>Checked 2</div> <div>Approved</div> <div>DATED: 2006-06-12</div> </div>									

0	9	8	7	6	5	4	3	2	1
<div> <div>skypine</div> <div>MODEL NO: SD-981</div> <div>DESCRIPTION: MainBoard</div> <div>SHEET NUMBER: 14 OF 18</div> <div>SCH REVISION: V05</div> <div>PCB REVISION: V05</div> <div>CODE NO: D-2981-0001-05-00</div> <div>Designed</div> <div>Checked 1</div> <div>Checked 2</div> <div>Approved</div> <div>DATED: 2006-06-12</div> </div>									

0	9	8	7	6	5	4	3	2	1
<div> <div>skypine</div> <div>MODEL NO: SD-981</div> <div>DESCRIPTION: MainBoard</div> <div>SHEET NUMBER: 14 OF 18</div> <div>SCH REVISION: V05</div> <div>PCB REVISION: V05</div> <div>CODE NO: D-2981-0001-05-00</div> <div>Designed</div> <div>Checked 1</div> <div>Checked 2</div> <div>Approved</div> <div>DATED: 2006-06-12</div> </div>									

0	9	8	7	6	5	4	3	2	1
<div>SKYLINE</div>									
	MODEL NO: SD-981								
	DESCRIPTION: MainBoard								
	SHEET NUMBER: 14 OF 18								
	SCH REVISION: V05								
	PCB REVISION: V05								
CODE NO: D-2981-0001-05-00									
Designed									
Checked 1									
Checked 2									
Approved									
DATED: 2006-06-12									

0	9	8	7	6	5	4	3	2	1
<div> <div>skypine</div> <div>MODEL NO: SD-981</div> <div>DESCRIPTION: MainBoard</div> <div>SHEET NUMBER: 14 OF 18</div> <div>SCH REVISION: V05</div> <div>PCB REVISION: V05</div> <div>CODE NO: D-2981-0001-05-00</div> <div>Designed</div> <div>Checked 1</div> <div>Checked 2</div> <div>Approved</div> <div>DATED: 2006-06-12</div> </div>									

0	9	8	7	6	5	4	3	2	1
<div>SKYLINE</div>									
	MODEL NO: SD-981								
	DESCRIPTION: MainBoard								
	SHEET NUMBER: 14 OF 18								
	SCH REVISION: V05								
	PCB REVISION: V05								
CODE NO: D-2981-0001-05-00									
Designed									
Checked 1									
Checked 2									
Approved									
DATED: 2006-06-12									

0	9	8	7	6	5	4	3	2	1
<div>SKYLINE</div>									
	MODEL NO: SD-981								
	DESCRIPTION: MainBoard								
	SHEET NUMBER: 14 OF 18								
	SCH REVISION: V05								
	PCB REVISION: V05								
CODE NO: D-2981-0001-05-00									
Designed									
Checked 1									
Checked 2									
Approved									
DATED: 2006-06-12									

0	9	8	7	6	5	4	3	2	1
<div> <div>skypine</div> <div>MODEL NO: SD-981</div> <div>DESCRIPTION: MainBoard</div> <div>SHEET NUMBER: 14 OF 18</div> <div>SCH REVISION: V05</div> <div>PCB REVISION: V05</div> <div>CODE NO: D-2981-0001-05-00</div> <div>Designed</div> <div>Checked 1</div> <div>Checked 2</div> <div>Approved</div> <div>DATED: 2006-06-12</div> </div>									

0	9	8	7	6	5	4	3	2	1
<div> <div>skypine</div> <div>MODEL NO: SD-981</div> <div>DESCRIPTION: MainBoard</div> <div>SHEET NUMBER: 14 OF 18</div> <div>SCH REVISION: V05</div> <div>PCB REVISION: V05</div> <div>CODE NO: D-2981-0001-05-00</div> <div>Designed</div> <div>Checked 1</div> <div>Checked 2</div> <div>Approved</div> <div>DATED: 2006-06-12</div> </div>									

0	9	8	7	6	5	4	3	2	1
<div>SKYLINE</div>									
	MODEL NO: SD-981								
	DESCRIPTION: MainBoard								
	SHEET NUMBER: 14 OF 18								
	SCH REVISION: V05								
	PCB REVISION: V05								
CODE NO: D-2981-0001-05-00									
Designed									
Checked 1									
Checked 2									
Approved									
DATED: 2006-06-12									

MODEL NO:  
SD-981

DESCRIPTION:  
MainBoard

SHEET NUMBER:  
15 OF 18

SCH REVISION:  
V05

PCB REVISION:  
V05

CODE NO:  
D-2981-0001-05-00

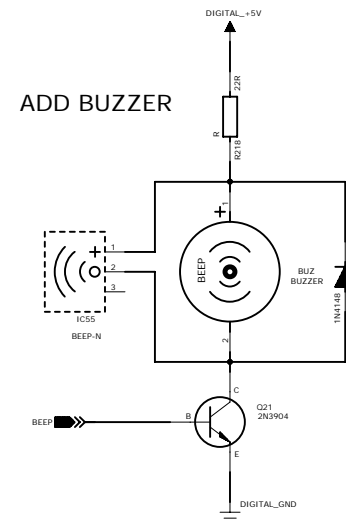
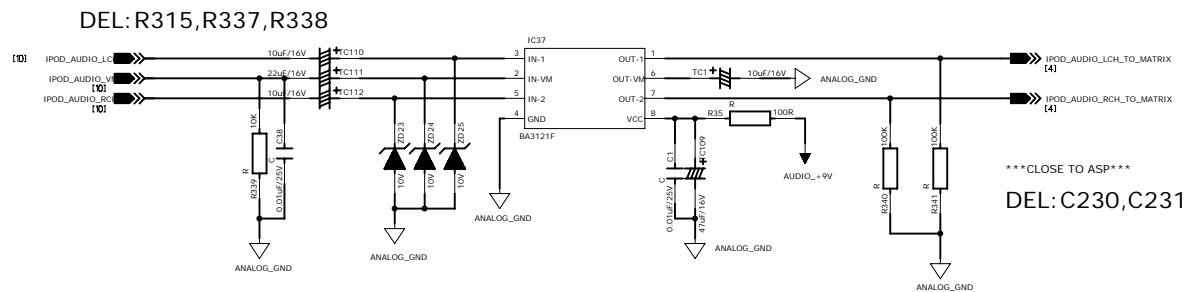
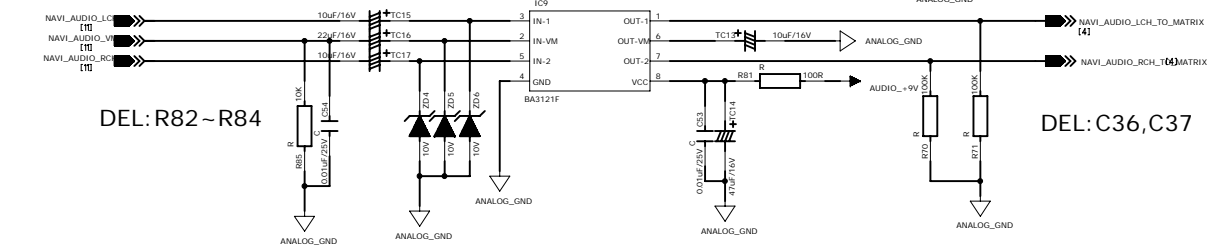
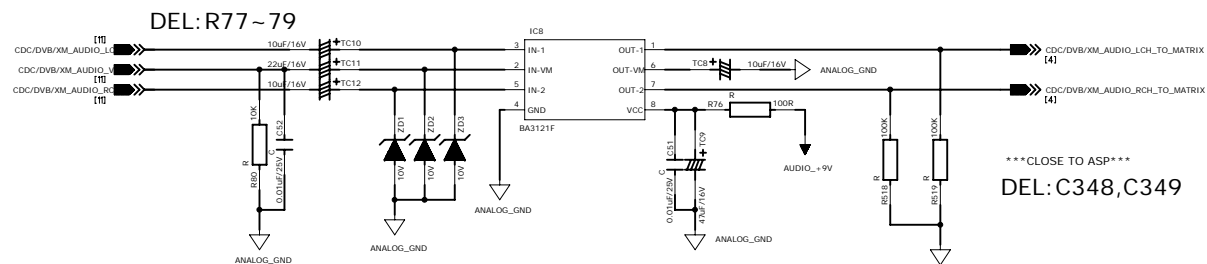
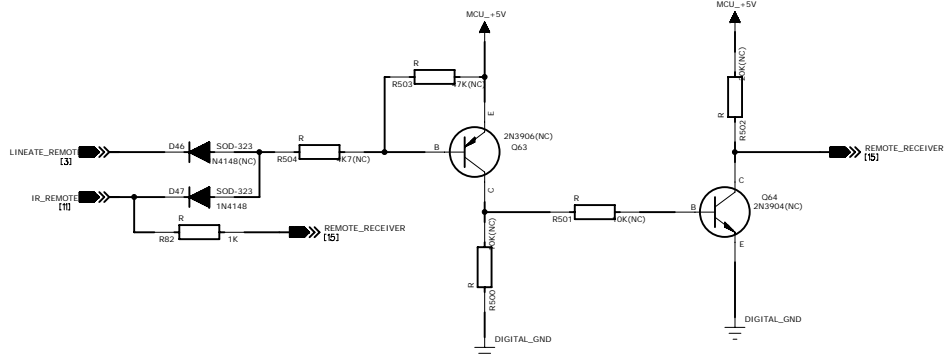
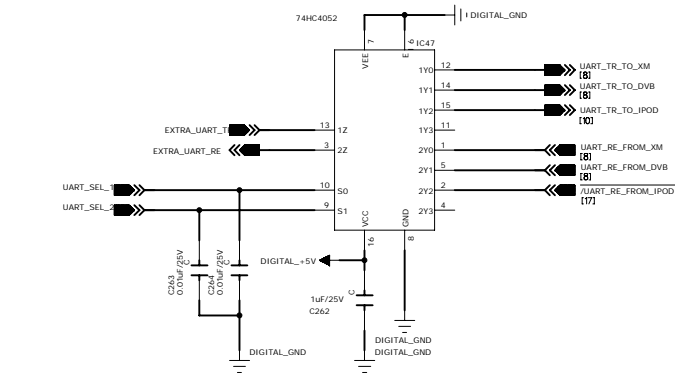
Designed

Checked 1

Checked 2

Approved

DATED: 2006-06-12







SKYLINE

MODEL NO:  
SD-981

DESCRIPTION:  
MainBoard

SHEET NUMBER:  
17 OF 18

SCH REVISION:  
V05

PCB REVISION:  
V05

CODE NO:  
D-2981-0001-05-00

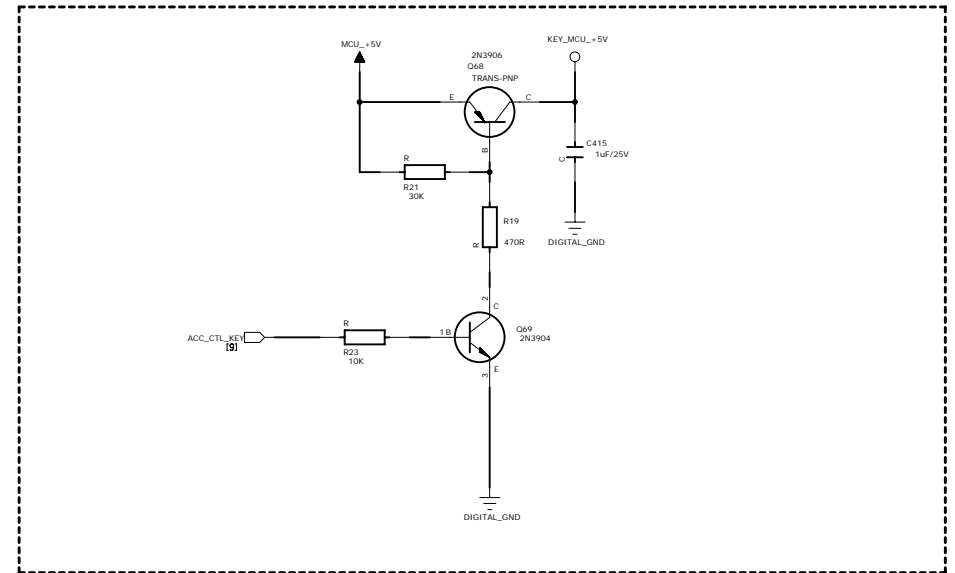
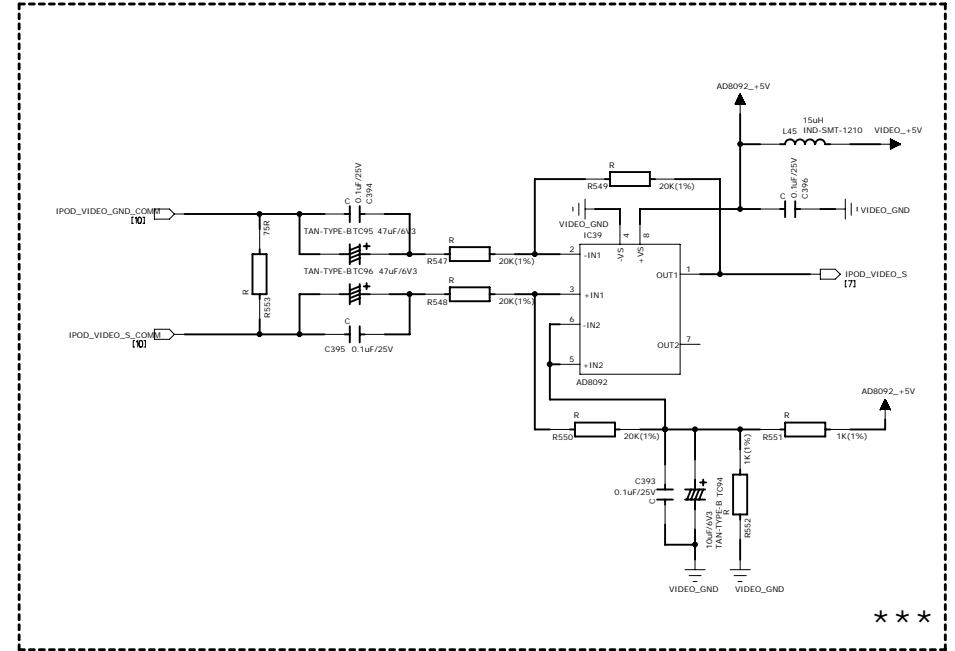
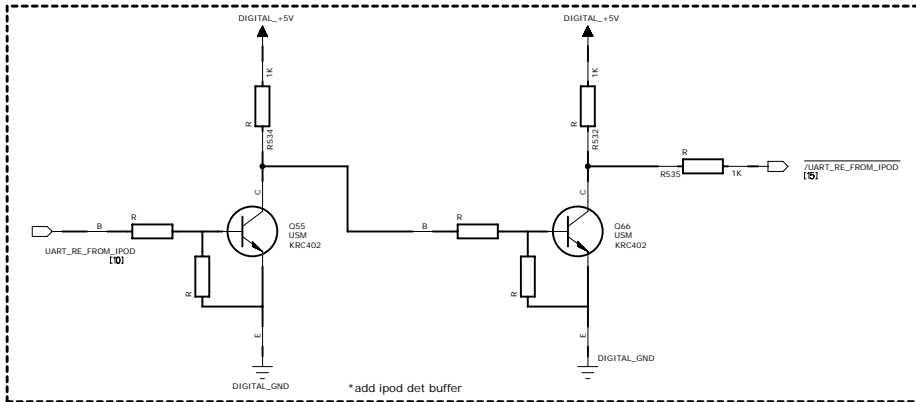
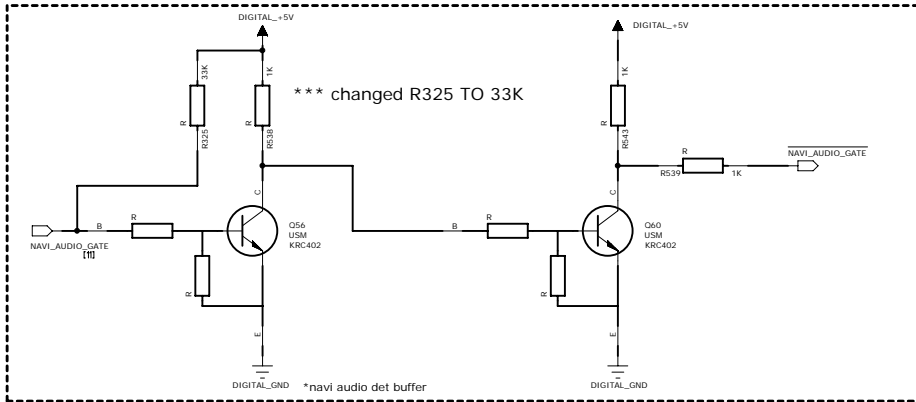
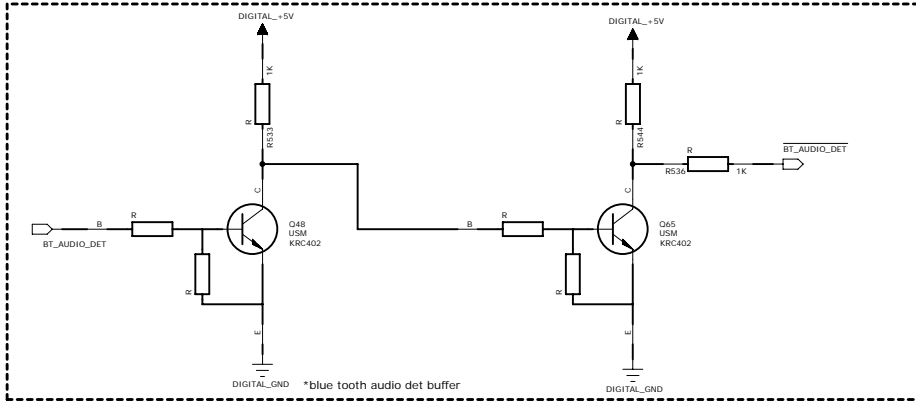
Designed

Checked 1

Checked 2

Approved

DATED: 2006-06-12



SKYpine

MODEL NO:

SD-981

DESCRIPTION:

MainBoard

SHEET NUMBER:

18 OF 18

SCH REVISION:

V05

PCB REVISION:

V05

CODE NO:

D-2981-0001-05-00

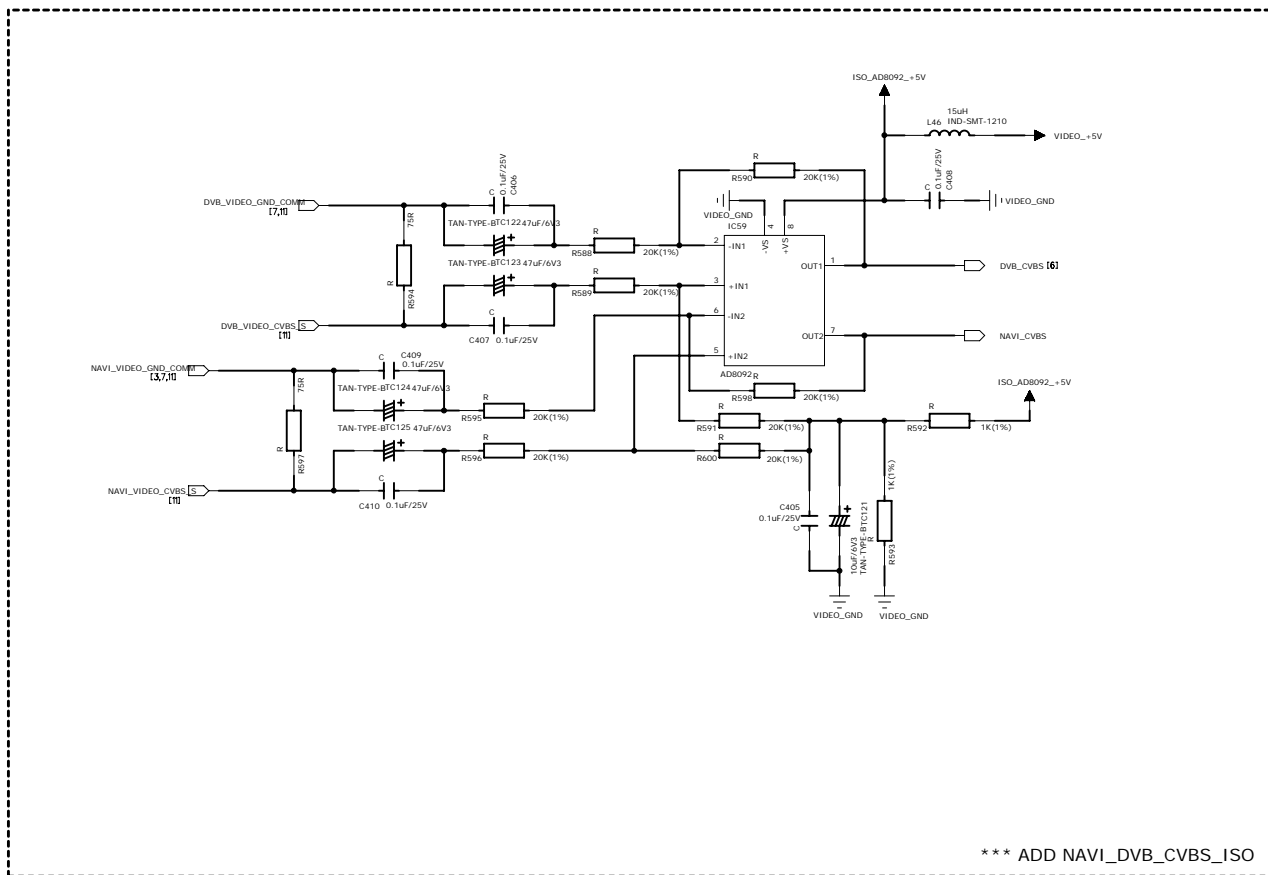
Designed

Checked 1

Checked 2

Approved

DATED: 2006-06-12



SKYLINE

MODEL NO:  
SD-981S

DESCRIPTION:  
TFT-SECAM

SHEET NUMBER:  
2 OF 6

SCH REVISION:  
V02

PCB REVISION:  
V02

CODE NO:  
D-2981-0008-02-00

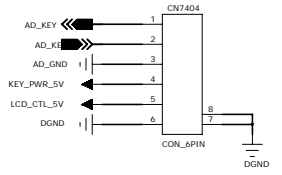
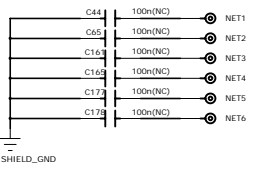
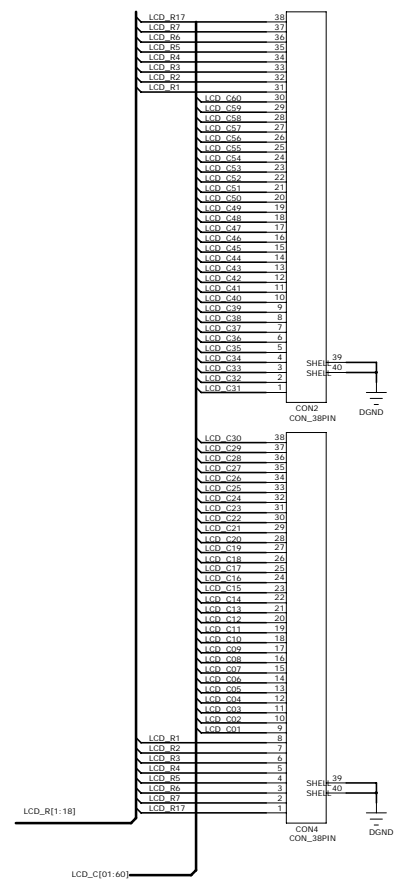
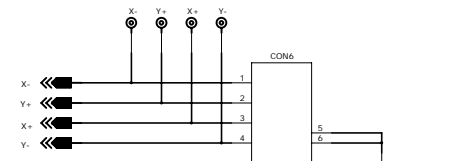
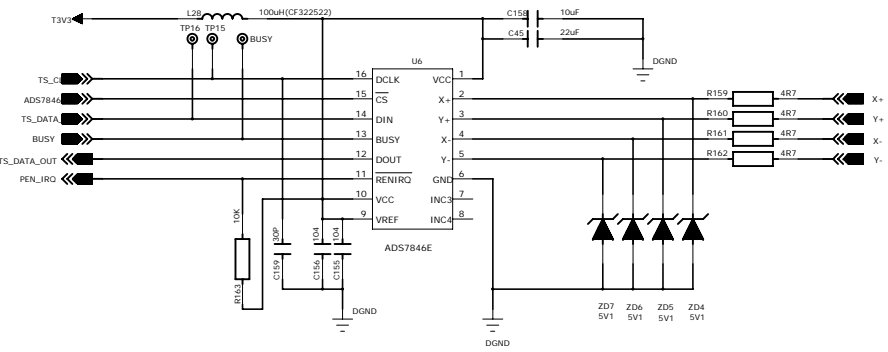
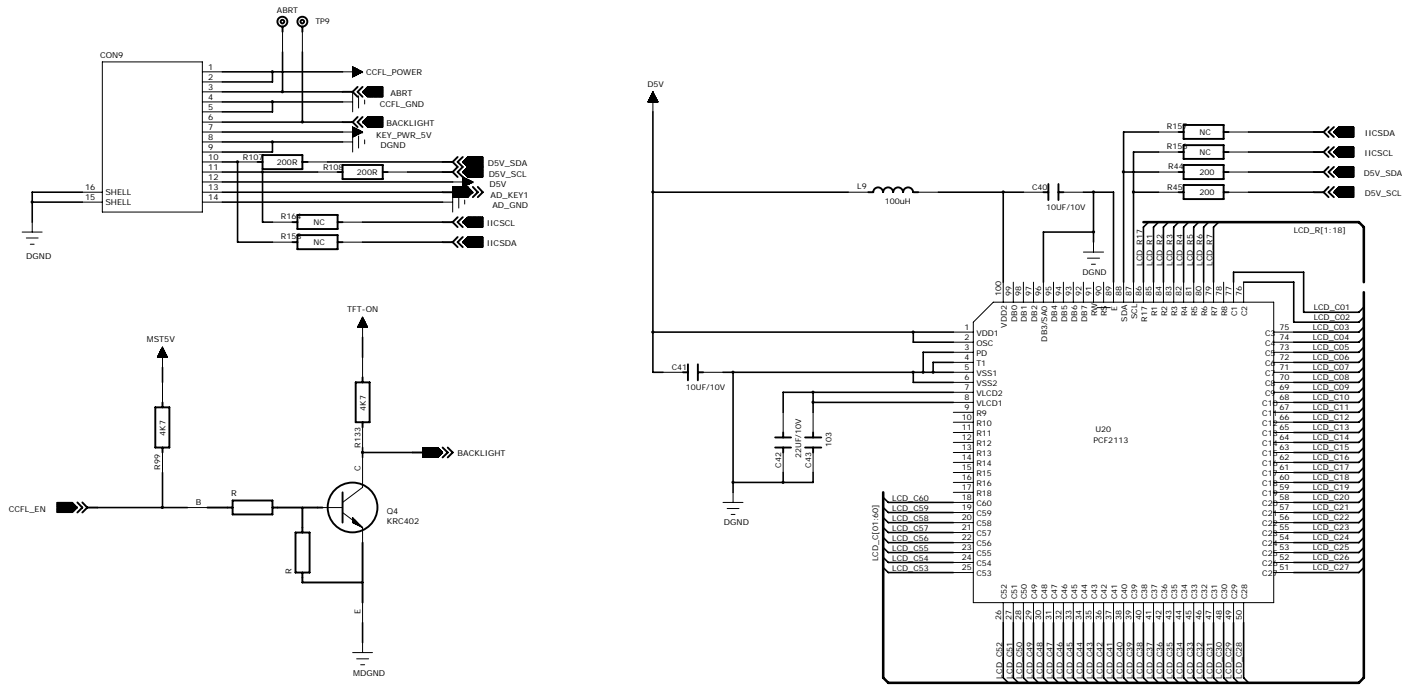
Designed

Checked 1

Checked 2

Approved

DATED: 2006-07-10



skypine

MODEL NO:  
SD-981S

DESCRIPTION:  
TFT-SECAM

SHEET NUMBER:  
4 OF 6

SCH REVISION:  
V02

PCB REVISION:  
V02

CODE NO:  
D-2981-0008-02-00

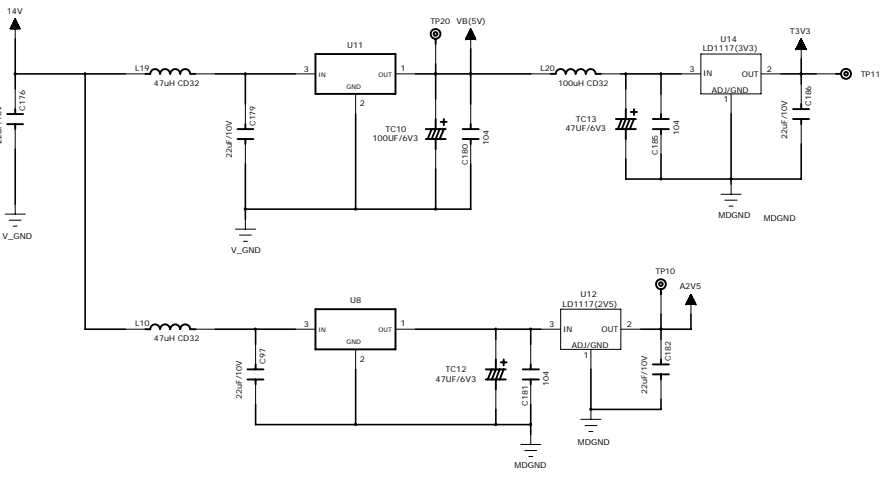
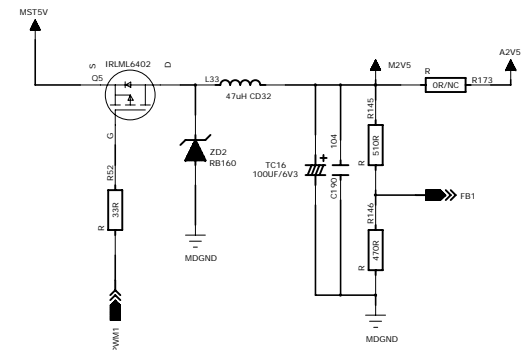
Designed

Checked 1

Checked 2

Approved

DATED: 2006-07-10



**SKYLINE**

**MODEL NO: SD-981S**

**DESCRIPTION: TFT-SECAM**

**SHEET NUMBER: 5 OF 6**

**SCH REVISION: V02**

**PCB REVISION: V02**

**CODE NO: D-2981-0008-02-00**

**Designed**

**Checked 1**

**Checked 2**

**Approved**

**DATED: 2006-07-10**

The schematic diagram illustrates the internal circuitry of the SD-981S TFT-SECAM. It features a power management section with two LDOs (U1, U2) converting BT-5V and B3V3 to 2V5. A 2N3904 transistor (Q1) is used for signal processing. The circuit includes a USB BLUETOOTH-1 module (U3) and a 24LC32 EEPROM (U5). Various passive components like resistors (R1-R43), capacitors (C1-C22), and inductors (L1-L5) are shown. The diagram is divided into sections labeled A through G, with a grid system (0-9 horizontally, 1-6 vertically) for reference.

**SKYLINE**

**MODEL NO: SD-981S**

**DESCRIPTION: TFT-SECAM**

**SHEET NUMBER: 5 OF 6**

**SCH REVISION: V02**

**PCB REVISION: V02**

**CODE NO: D-2981-0008-02-00**

**Designed**

**Checked 1**

**Checked 2**

**Approved**

**DATED: 2006-07-10**

The schematic diagram illustrates the electrical design of the SD-981S TFT-SECAM circuit. It is organized into sections for power regulation, signal processing, and peripheral connections.

**Power Regulation:** The circuit features two LDOs (LD1117) for converting BT-5V and B3V3 inputs to 2V5. It includes various capacitors (C1-C10, C12-C14, C16-C18, C20-C22, C24-C26, C28-C30, C32-C34, C36-C38, C40-C42, C44-C46, C48-C50, C52-C54, C56-C58, C60-C62, C64-C66, C68-C70, C72-C74, C76-C78, C80-C82, C84-C86, C88-C90, C92-C94, C96-C98, C100-C102, C104-C106, C108-C110, C112-C114, C116-C118, C120-C122, C124-C126, C128-C130, C132-C134, C136-C138, C140-C142, C144-C146, C148-C150, C152-C154, C156-C158, C160-C162, C164-C166, C168-C170, C172-C174, C176-C178, C180-C182, C184-C186, C188-C190, C192-C194, C196-C198, C200-C202, C204-C206, C208-C210, C212-C214, C216-C218, C220-C222, C224-C226, C228-C230, C232-C234, C236-C238, C240-C242, C244-C246, C248-C250, C252-C254, C256-C258, C260-C262, C264-C266, C268-C270, C272-C274, C276-C278, C280-C282, C284-C286, C288-C290, C292-C294, C296-C298, C300-C302, C304-C306, C308-C310, C312-C314, C316-C318, C320-C322, C324-C326, C328-C330, C332-C334, C336-C338, C340-C342, C344-C346, C348-C350, C352-C354, C356-C358, C360-C362, C364-C366, C368-C370, C372-C374, C376-C378, C380-C382, C384-C386, C388-C390, C392-C394, C396-C398, C400-C402, C404-C406, C408-C410, C412-C414, C416-C418, C420-C422, C424-C426, C428-C430, C432-C434, C436-C438, C440-C442, C444-C446, C448-C450, C452-C454, C456-C458, C460-C462, C464-C466, C468-C470, C472-C474, C476-C478, C480-C482, C484-C486, C488-C490, C492-C494, C496-C498, C500-C502, C504-C506, C508-C510, C512-C514, C516-C518, C520-C522, C524-C526, C528-C530, C532-C534, C536-C538, C540-C542, C544-C546, C548-C550, C552-C554, C556-C558, C560-C562, C564-C566, C568-C570, C572-C574, C576-C578, C580-C582, C584-C586, C588-C590, C592-C594, C596-C598, C600-C602, C604-C606, C608-C610, C612-C614, C616-C618, C620-C622, C624-C626, C628-C630, C632-C634, C636-C638, C640-C642, C644-C646, C648-C650, C652-C654, C656-C658, C660-C662, C664-C666, C668-C670, C672-C674, C676-C678, C680-C682, C684-C686, C688-C690, C692-C694, C696-C698, C700-C702, C704-C706, C708-C710, C712-C714, C716-C718, C720-C722, C724-C726, C728-C730, C732-C734, C736-C738, C740-C742, C744-C746, C748-C750, C752-C754, C756-C758, C760-C762, C764-C766, C768-C770, C772-C774, C776-C778, C780-C782, C784-C786, C788-C790, C792-C794, C796-C798, C800-C802, C804-C806, C808-C810, C812-C814, C816-C818, C820-C822, C824-C826, C828-C830, C832-C834, C836-C838, C840-C842, C844-C846, C848-C850, C852-C854, C856-C858, C860-C862, C864-C866, C868-C870, C872-C874, C876-C878, C880-C882, C884-C886, C888-C890, C892-C894, C896-C898, C900-C902, C904-C906, C908-C910, C912-C914, C916-C918, C920-C922, C924-C926, C928-C930, C932-C934, C936-C938, C940-C942, C944-C946, C948-C950, C952-C954, C956-C958, C960-C962, C964-C966, C968-C970, C972-C974, C976-C978, C980-C982, C984-C986, C988-C990, C992-C994, C996-C998, C1000-C1002, C1004-C1006, C1008-C1010, C1012-C1014, C1016-C1018, C1020-C1022, C1024-C1026, C1028-C1030, C1032-C1034, C1036-C1038, C1040-C1042, C1044-C1046, C1048-C1050, C1052-C1054, C1056-C1058, C1060-C1062, C1064-C1066, C1068-C1070, C1072-C1074, C1076-C1078, C1080-C1082, C1084-C1086, C1088-C1090, C1092-C1094, C1096-C1098, C1100-C1102, C1104-C1106, C1108-C1110, C1112-C1114, C1116-C1118, C1120-C1122, C1124-C1126, C1128-C1130, C1132-C1134, C1136-C1138, C1140-C1142, C1144-C1146, C1148-C1150, C1152-C1154, C1156-C1158, C1160-C1162, C1164-C1166, C1168-C1170, C1172-C1174, C1176-C1178, C1180-C1182, C1184-C1186, C1188-C1190, C1192-C1194, C1196-C1198, C1200-C1202, C1204-C1206, C1208-C1210, C1212-C1214, C1216-C1218, C1220-C1222, C1224-C1226, C1228-C1230, C1232-C1234, C1236-C1238, C1240-C1242, C1244-C1246, C1248-C1250, C1252-C1254, C1256-C1258, C1260-C1262, C1264-C1266, C1268-C1270, C1272-C1274, C1276-C1278, C1280-C1282, C1284-C1286, C1288-C1290, C1292-C1294, C1296-C1298, C1300-C1302, C1304-C1306, C1308-C1310, C1312-C1314, C1316-C1318, C1320-C1322, C1324-C1326, C1328-C1330, C1332-C1334, C1336-C1338, C1340-C1342, C1344-C1346, C1348-C1350, C1352-C1354, C1356-C1358, C1360-C1362, C1364-C1366, C1368-C1370, C1372-C1374, C1376-C1378, C1380-C1382, C1384-C1386, C1388-C1390, C1392-C1394, C1396-C1398, C1400-C1402, C1404-C1406, C1408-C1410, C1412-C1414, C1416-C1418, C1420-C1422, C1424-C1426, C1428-C1430, C1432-C1434, C1436-C1438, C1440-C1442, C1444-C1446, C1448-C1450, C1452-C1454, C1456-C1458, C1460-C1462, C1464-C1466, C1468-C1470, C1472-C1474, C1476-C1478, C1480-C1482, C1484-C1486, C1488-C1490, C1492-C1494, C1496-C1498, C1500-C1502, C1504-C1506, C1508-C1510, C1512-C1514, C1516-C1518, C1520-C1522, C1524-C1526, C1528-C1530, C1532-C1534, C1536-C1538, C1540-C1542, C1544-C1546, C1548-C1550, C1552-C1554, C1556-C1558, C1560-C1562, C1564-C1566, C1568-C1570, C1572

**SKYLINE**

**MODEL NO: SD-981S**

**DESCRIPTION: TFT-SECAM**

**SHEET NUMBER: 5 OF 6**

**SCH REVISION: V02**

**PCB REVISION: V02**

**CODE NO: D-2981-0008-02-00**

**Designed**

**Checked 1**

**Checked 2**

**Approved**

**DATED: 2006-07-10**

The schematic diagram illustrates the internal circuitry of the SD-981S TFT-SECAM. It features a power management section with two LDOs (U1, U2) converting BT-5V and B3V3 to 2V5. A 2N3904 transistor (Q1) is used for signal processing. The circuit includes a USB BLUETOOTH-1 module (U3) for wireless communication, a 24LC32 EEPROM (U5) for data storage, and a 2N3904 transistor (Q2) for signal processing. Various passive components like resistors (R1-R43), capacitors (C1-C22), and inductors (L1-L5) are used for filtering and impedance matching. The diagram also shows connections for external components like a microphone (MIC-), a speaker (SPK-), and a BT-TX module.

**SKYLINE**

**MODEL NO: SD-981S**

**DESCRIPTION: TFT-SECAM**

**SHEET NUMBER: 5 OF 6**

**SCH REVISION: V02**

**PCB REVISION: V02**

**CODE NO: D-2981-0008-02-00**

**Designed**

**Checked 1**

**Checked 2**

**Approved**

**DATED: 2006-07-10**

The schematic diagram illustrates the internal circuitry of the SD-981S TFT-SECAM. It features a power management section with two LDOs (U1, U2) converting BT-5V and B3V3 to 2V5. A 2N3904 transistor (Q1) is used for signal processing. The circuit includes a USB BLUETOOTH-1 module (U3) and a 24LC32 EEPROM (U5). Various passive components like resistors (R1-R43), capacitors (C1-C22), and inductors (L1-L5) are shown. The diagram is divided into sections labeled A through G, with a grid system (0-9 horizontally, 1-6 vertically) for reference.

**SKYLINE**

**MODEL NO: SD-981S**

**DESCRIPTION: TFT-SECAM**

**SHEET NUMBER: 5 OF 6**

**SCH REVISION: V02**

**PCB REVISION: V02**

**CODE NO: D-2981-0008-02-00**

**Designed**

**Checked 1**

**Checked 2**

**Approved**

**DATED: 2006-07-10**

The schematic diagram illustrates the internal circuitry of the SD-981S TFT-SECAM. It features a power management section with two LDOs (U1, U2) converting BT-5V and B3V3 to 2V5. A 2N3904 transistor (Q1) is used for signal processing. The circuit includes a USB BLUETOOTH-1 module (U3) and a 24LC32 EEPROM (U5). Various passive components like resistors (R1-R43), capacitors (C1-C23), and inductors (L1-L5) are shown. The diagram is organized into a grid with columns labeled 0 through 9 and rows labeled A through G. Key components include: U1 (LD1117(3V3)), U2 (LD1117(2V5)), U3 (USB BLUETOOTH-1), U4 (FM1073), and U5 (24LC32 EEPROM). The circuit is powered by BT-5V and B3V3, and outputs 2V5. It includes connections for BT-TX, BT-CS, P\_CTL, P\_CTL+, P\_CTL-, VOL+, VOL-, PCM-CLK, PCM-IN, PCM-SYNC, PCM-OUT, MIC+, MIC-, and various ground points (AGND, FDGND).

**SKYLINE**

**MODEL NO: SD-981S**

**DESCRIPTION: TFT-SECAM**

**SHEET NUMBER: 5 OF 6**

**SCH REVISION: V02**

**PCB REVISION: V02**

**CODE NO: D-2981-0008-02-00**

**Designed**

**Checked 1**

**Checked 2**

**Approved**

**DATED: 2006-07-10**

The schematic diagram illustrates the internal circuitry of the SD-981S TFT-SECAM. It features a power management section with two LDOs (U1, U2) converting BT-5V and B3V3 to 2V5. A 2N3904 transistor (Q1) is used for signal processing. The circuit includes a USB BLUETOOTH-1 module (U3) and a 24LC32 EEPROM (U5). Various passive components like resistors (R1-R43), capacitors (C1-C22), and inductors (L1-L5) are shown. The diagram is divided into sections labeled A through G, with a grid system (0-9 horizontally, 1-6 vertically) for reference.

**SKYLINE**

**MODEL NO: SD-981S**

**DESCRIPTION: TFT-SECAM**

**SHEET NUMBER: 5 OF 6**

**SCH REVISION: V02**

**PCB REVISION: V02**

**CODE NO: D-2981-0008-02-00**

**Designed**

**Checked 1**

**Checked 2**

**Approved**

**DATED: 2006-07-10**

The schematic diagram illustrates the internal circuitry of the SD-981S TFT-SECAM. It features a power management section with two LDOs (U1 and U2) converting BT-5V and B3V3 inputs to 3V3 and 2V5. A 2N3904 transistor (Q1) is used for signal processing, connected to a 2N3904 (Q2) and a 2N3904 (Q3). The circuit includes various passive components like resistors (R1-R20), capacitors (C1-C20), and inductors (L1-L5). Key integrated circuits include the IRLML6402 (U1), LD1117 (U2), FM1073 (U4), and 24LC32 (U5). The diagram also shows connections for external components like the BT module (BT-5V), RF module (RF OUT/IN), and various signal inputs/outputs (SPK+, SPK-, MIC+, MIC-).

**SKYLINE**

**MODEL NO: SD-981S**

**DESCRIPTION: TFT-SECAM**

**SHEET NUMBER: 5 OF 6**

**SCH REVISION: V02**

**PCB REVISION: V02**

**CODE NO: D-2981-0008-02-00**

**Designed**

**Checked 1**

**Checked 2**

**Approved**

**DATED: 2006-07-10**

The schematic diagram illustrates the electrical design of the SD-981S TFT-SECAM circuit. It is organized into sections for power regulation, signal processing, and peripheral connections.

**Power Regulation:** The circuit features two LDOs (LD1117) for converting BT-5V and B3V3 to 2V5. It includes various capacitors (C1-C10, C12-C14, C16-C18, C20-C22, C24-C26, C28-C30, C32-C34, C36-C38, C40-C42, C44-C46, C48-C50, C52-C54, C56-C58, C60-C62, C64-C66, C68-C70, C72-C74, C76-C78, C80-C82, C84-C86, C88-C90, C92-C94, C96-C98, C100-C102, C104-C106, C108-C110, C112-C114, C116-C118, C120-C122, C124-C126, C128-C130, C132-C134, C136-C138, C140-C142, C144-C146, C148-C150, C152-C154, C156-C158, C160-C162, C164-C166, C168-C170, C172-C174, C176-C178, C180-C182, C184-C186, C188-C190, C192-C194, C196-C198, C200-C202, C204-C206, C208-C210, C212-C214, C216-C218, C220-C222, C224-C226, C228-C230, C232-C234, C236-C238, C240-C242, C244-C246, C248-C250, C252-C254, C256-C258, C260-C262, C264-C266, C268-C270, C272-C274, C276-C278, C280-C282, C284-C286, C288-C290, C292-C294, C296-C298, C300-C302, C304-C306, C308-C310, C312-C314, C316-C318, C320-C322, C324-C326, C328-C330, C332-C334, C336-C338, C340-C342, C344-C346, C348-C350, C352-C354, C356-C358, C360-C362, C364-C366, C368-C370, C372-C374, C376-C378, C380-C382, C384-C386, C388-C390, C392-C394, C396-C398, C400-C402, C404-C406, C408-C410, C412-C414, C416-C418, C420-C422, C424-C426, C428-C430, C432-C434, C436-C438, C440-C442, C444-C446, C448-C450, C452-C454, C456-C458, C460-C462, C464-C466, C468-C470, C472-C474, C476-C478, C480-C482, C484-C486, C488-C490, C492-C494, C496-C498, C500-C502, C504-C506, C508-C510, C512-C514, C516-C518, C520-C522, C524-C526, C528-C530, C532-C534, C536-C538, C540-C542, C544-C546, C548-C550, C552-C554, C556-C558, C560-C562, C564-C566, C568-C570, C572-C574, C576-C578, C580-C582, C584-C586, C588-C590, C592-C594, C596-C598, C600-C602, C604-C606, C608-C610, C612-C614, C616-C618, C620-C622, C624-C626, C628-C630, C632-C634, C636-C638, C640-C642, C644-C646, C648-C650, C652-C654, C656-C658, C660-C662, C664-C666, C668-C670, C672-C674, C676-C678, C680-C682, C684-C686, C688-C690, C692-C694, C696-C698, C700-C702, C704-C706, C708-C710, C712-C714, C716-C718, C720-C722, C724-C726, C728-C730, C732-C734, C736-C738, C740-C742, C744-C746, C748-C750, C752-C754, C756-C758, C760-C762, C764-C766, C768-C770, C772-C774, C776-C778, C780-C782, C784-C786, C788-C790, C792-C794, C796-C798, C800-C802, C804-C806, C808-C810, C812-C814, C816-C818, C820-C822, C824-C826, C828-C830, C832-C834, C836-C838, C840-C842, C844-C846, C848-C850, C852-C854, C856-C858, C860-C862, C864-C866, C868-C870, C872-C874, C876-C878, C880-C882, C884-C886, C888-C890, C892-C894, C896-C898, C900-C902, C904-C906, C908-C910, C912-C914, C916-C918, C920-C922, C924-C926, C928-C930, C932-C934, C936-C938, C940-C942, C944-C946, C948-C950, C952-C954, C956-C958, C960-C962, C964-C966, C968-C970, C972-C974, C976-C978, C980-C982, C984-C986, C988-C990, C992-C994, C996-C998, C1000-C1002, C1004-C1006, C1008-C1010, C1012-C1014, C1016-C1018, C1020-C1022, C1024-C1026, C1028-C1030, C1032-C1034, C1036-C1038, C1040-C1042, C1044-C1046, C1048-C1050, C1052-C1054, C1056-C1058, C1060-C1062, C1064-C1066, C1068-C1070, C1072-C1074, C1076-C1078, C1080-C1082, C1084-C1086, C1088-C1090, C1092-C1094, C1096-C1098, C1100-C1102, C1104-C1106, C1108-C1110, C1112-C1114, C1116-C1118, C1120-C1122, C1124-C1126, C1128-C1130, C1132-C1134, C1136-C1138, C1140-C1142, C1144-C1146, C1148-C1150, C1152-C1154, C1156-C1158, C1160-C1162, C1164-C1166, C1168-C1170, C1172-C1174, C1176-C1178, C1180-C1182, C1184-C1186, C1188-C1190, C1192-C1194, C1196-C1198, C1200-C1202, C1204-C1206, C1208-C1210, C1212-C1214, C1216-C1218, C1220-C1222, C1224-C1226, C1228-C1230, C1232-C1234, C1236-C1238, C1240-C1242, C1244-C1246, C1248-C1250, C1252-C1254, C1256-C1258, C1260-C1262, C1264-C1266, C1268-C1270, C1272-C1274, C1276-C1278, C1280-C1282, C1284-C1286, C1288-C1290, C1292-C1294, C1296-C1298, C1300-C1302, C1304-C1306, C1308-C1310, C1312-C1314, C1316-C1318, C1320-C1322, C1324-C1326, C1328-C1330, C1332-C1334, C1336-C1338, C1340-C1342, C1344-C1346, C1348-C1350, C1352-C1354, C1356-C1358, C1360-C1362, C1364-C1366, C1368-C1370, C1372-C1374, C1376-C1378, C1380-C1382, C1384-C1386, C1388-C1390, C1392-C1394, C1396-C1398, C1400-C1402, C1404-C1406, C1408-C1410, C1412-C1414, C1416-C1418, C1420-C1422, C1424-C1426, C1428-C1430, C1432-C1434, C1436-C1438, C1440-C1442, C1444-C1446, C1448-C1450, C1452-C1454, C1456-C1458, C1460-C1462, C1464-C1466, C1468-C1470, C1472-C1474, C1476-C1478, C1480-C1482, C1484-C1486, C1488-C1490, C1492-C1494, C1496-C1498, C1500-C1502, C1504-C1506, C1508-C1510, C1512-C1514, C1516-C1518, C1520-C1522, C1524-C1526, C1528-C1530, C1532-C1534, C1536-C1538, C1540-C1542, C1544-C1546, C1548-C1550, C1552-C1554, C1556-C1558, C1560-C1562, C1564-C1566, C1568-C1570, C1572-C

**SKYLINE**

**MODEL NO: SD-981S**

**DESCRIPTION: TFT-SECAM**

**SHEET NUMBER: 5 OF 6**

**SCH REVISION: V02**

**PCB REVISION: V02**

**CODE NO: D-2981-0008-02-00**

**Designed**

**Checked 1**

**Checked 2**

**Approved**

**DATED: 2006-07-10**

The schematic diagram illustrates the electrical design of the SD-981S TFT-SECAM circuit. It is organized into sections for power regulation, signal processing, and peripheral connections.

**Power Regulation:** The circuit features two LDOs (LD1117) for converting BT-5V and B3V3 to 2V5. It includes various capacitors (C1-C10, C12-C14, C16-C18, C20-C22, C24-C26, C28-C30, C32-C34, C36-C38, C40-C42, C44-C46, C48-C50, C52-C54, C56-C58, C60-C62, C64-C66, C68-C70, C72-C74, C76-C78, C80-C82, C84-C86, C88-C90, C92-C94, C96-C98, C100-C102, C104-C106, C108-C110, C112-C114, C116-C118, C120-C122, C124-C126, C128-C130, C132-C134, C136-C138, C140-C142, C144-C146, C148-C150, C152-C154, C156-C158, C160-C162, C164-C166, C168-C170, C172-C174, C176-C178, C180-C182, C184-C186, C188-C190, C192-C194, C196-C198, C200-C202, C204-C206, C208-C210, C212-C214, C216-C218, C220-C222, C224-C226, C228-C230, C232-C234, C236-C238, C240-C242, C244-C246, C248-C250, C252-C254, C256-C258, C260-C262, C264-C266, C268-C270, C272-C274, C276-C278, C280-C282, C284-C286, C288-C290, C292-C294, C296-C298, C300-C302, C304-C306, C308-C310, C312-C314, C316-C318, C320-C322, C324-C326, C328-C330, C332-C334, C336-C338, C340-C342, C344-C346, C348-C350, C352-C354, C356-C358, C360-C362, C364-C366, C368-C370, C372-C374, C376-C378, C380-C382, C384-C386, C388-C390, C392-C394, C396-C398, C400-C402, C404-C406, C408-C410, C412-C414, C416-C418, C420-C422, C424-C426, C428-C430, C432-C434, C436-C438, C440-C442, C444-C446, C448-C450, C452-C454, C456-C458, C460-C462, C464-C466, C468-C470, C472-C474, C476-C478, C480-C482, C484-C486, C488-C490, C492-C494, C496-C498, C500-C502, C504-C506, C508-C510, C512-C514, C516-C518, C520-C522, C524-C526, C528-C530, C532-C534, C536-C538, C540-C542, C544-C546, C548-C550, C552-C554, C556-C558, C560-C562, C564-C566, C568-C570, C572-C574, C576-C578, C580-C582, C584-C586, C588-C590, C592-C594, C596-C598, C600-C602, C604-C606, C608-C610, C612-C614, C616-C618, C620-C622, C624-C626, C628-C630, C632-C634, C636-C638, C640-C642, C644-C646, C648-C650, C652-C654, C656-C658, C660-C662, C664-C666, C668-C670, C672-C674, C676-C678, C680-C682, C684-C686, C688-C690, C692-C694, C696-C698, C700-C702, C704-C706, C708-C710, C712-C714, C716-C718, C720-C722, C724-C726, C728-C730, C732-C734, C736-C738, C740-C742, C744-C746, C748-C750, C752-C754, C756-C758, C760-C762, C764-C766, C768-C770, C772-C774, C776-C778, C780-C782, C784-C786, C788-C790, C792-C794, C796-C798, C800-C802, C804-C806, C808-C810, C812-C814, C816-C818, C820-C822, C824-C826, C828-C830, C832-C834, C836-C838, C840-C842, C844-C846, C848-C850, C852-C854, C856-C858, C860-C862, C864-C866, C868-C870, C872-C874, C876-C878, C880-C882, C884-C886, C888-C890, C892-C894, C896-C898, C900-C902, C904-C906, C908-C910, C912-C914, C916-C918, C920-C922, C924-C926, C928-C930, C932-C934, C936-C938, C940-C942, C944-C946, C948-C950, C952-C954, C956-C958, C960-C962, C964-C966, C968-C970, C972-C974, C976-C978, C980-C982, C984-C986, C988-C990, C992-C994, C996-C998, C1000-C1002, C1004-C1006, C1008-C1010, C1012-C1014, C1016-C1018, C1020-C1022, C1024-C1026, C1028-C1030, C1032-C1034, C1036-C1038, C1040-C1042, C1044-C1046, C1048-C1050, C1052-C1054, C1056-C1058, C1060-C1062, C1064-C1066, C1068-C1070, C1072-C1074, C1076-C1078, C1080-C1082, C1084-C1086, C1088-C1090, C1092-C1094, C1096-C1098, C1100-C1102, C1104-C1106, C1108-C1110, C1112-C1114, C1116-C1118, C1120-C1122, C1124-C1126, C1128-C1130, C1132-C1134, C1136-C1138, C1140-C1142, C1144-C1146, C1148-C1150, C1152-C1154, C1156-C1158, C1160-C1162, C1164-C1166, C1168-C1170, C1172-C1174, C1176-C1178, C1180-C1182, C1184-C1186, C1188-C1190, C1192-C1194, C1196-C1198, C1200-C1202, C1204-C1206, C1208-C1210, C1212-C1214, C1216-C1218, C1220-C1222, C1224-C1226, C1228-C1230, C1232-C1234, C1236-C1238, C1240-C1242, C1244-C1246, C1248-C1250, C1252-C1254, C1256-C1258, C1260-C1262, C1264-C1266, C1268-C1270, C1272-C1274, C1276-C1278, C1280-C1282, C1284-C1286, C1288-C1290, C1292-C1294, C1296-C1298, C1300-C1302, C1304-C1306, C1308-C1310, C1312-C1314, C1316-C1318, C1320-C1322, C1324-C1326, C1328-C1330, C1332-C1334, C1336-C1338, C1340-C1342, C1344-C1346, C1348-C1350, C1352-C1354, C1356-C1358, C1360-C1362, C1364-C1366, C1368-C1370, C1372-C1374, C1376-C1378, C1380-C1382, C1384-C1386, C1388-C1390, C1392-C1394, C1396-C1398, C1400-C1402, C1404-C1406, C1408-C1410, C1412-C1414, C1416-C1418, C1420-C1422, C1424-C1426, C1428-C1430, C1432-C1434, C1436-C1438, C1440-C1442, C1444-C1446, C1448-C1450, C1452-C1454, C1456-C1458, C1460-C1462, C1464-C1466, C1468-C1470, C1472-C1474, C1476-C1478, C1480-C1482, C1484-C1486, C1488-C1490, C1492-C1494, C1496-C1498, C1500-C1502, C1504-C1506, C1508-C1510, C1512-C1514, C1516-C1518, C1520-C1522, C1524-C1526, C1528-C1530, C1532-C1534, C1536-C1538, C1540-C1542, C1544-C1546, C1548-C1550, C1552-C1554, C1556-C1558, C1560-C1562, C1564-C1566, C1568-C1570, C1572-C

**SKYLINE**

**MODEL NO: SD-981S**

**DESCRIPTION: TFT-SECAM**

**SHEET NUMBER: 5 OF 6**

**SCH REVISION: V02**

**PCB REVISION: V02**

**CODE NO: D-2981-0008-02-00**

**Designed**

**Checked 1**

**Checked 2**

**Approved**

**DATED: 2006-07-10**

The schematic diagram illustrates the internal circuitry of the SD-981S TFT-SECAM. It features a multi-stage power regulation system starting from a BT-5V input, which is filtered and then regulated by LDO U1 (LD1117(3V3)) to provide a B3V3 supply. A second LDO, U2 (LD1117(2V5)), provides a 2V5 supply from the B3V3. The circuit includes two 2N3904 transistors (Q1, Q2) for signal amplification or switching, and an IRLML6402 MOSFET (Q14) for power switching. Various passive components like resistors (R1-R29), capacitors (C1-C22), and inductors (L1-L5) are used for filtering and timing. Key integrated circuits include the BLUETOOTH-1 module (U3) for wireless communication, the FM1073 (U4) for audio processing, and the 24LC32 EEPROM (U5) for non-volatile storage. The diagram also shows connections for external components like antennas (ANT1), microphones (MIC-), and speakers (SPK+). Grounding is meticulously detailed with AGND, FGND, and FDGND planes.

<b>SKYLINE</b>	9	8	7	6	5	4	3	2	1
<b>MODEL NO:</b> SD-981S  <b>DESCRIPTION:</b> TFT-SECAM  <b>SHEET NUMBER:</b> 5 OF 6  <b>SCH REVISION:</b> V02  <b>PCB REVISION:</b> V02  <b>CODE NO:</b> D-2981-0008-02-00  Designed   Checked 1   Checked 2   Approved   <b>DATED:</b> 2006-07-10									

SKYLINE

MODEL NO:  
SD-981S

DESCRIPTION:  
TFT-SECAM

SHEET NUMBER:  
6 OF 6

SCH REVISION:  
V02

PCB REVISION:  
V02

CODE NO:  
D-2981-0008-02-00

Designed

Checked 1

Checked 2

Approved

DATED: 2006-07-10

